

Project Name:	Type:
Part Number:	Date:

# FILASELECT FILAMENT SERIES

## FEATURES

- Suitable to replace 60W and 75W incandescent
- Deliver 800 - 1,050 lumen high light output
- SelectKelvin Technology - Field selectable three color temperatures in 2700K, 3000K and 4000K
- High CRI and R values deliver rich and vibrant colors
- Full glass construction, in clear and frosted finish
- 330° omnidirectional beam angle
- Smooth dimming with most forward and reverse phase controls\*
- Suitable for use in totally enclosed fixtures and damp locations
- Fixture operating temperature: -4°F to 95°F (-20°C to 35°C)
- Lamp ambient temperature: -4°F to 113°F (-20°C to 45°C)
- Rated Lifetime (L70): 25,000hrs
- ETL certified and California Title 20 compliant
- 3 year limited warranty\*\*




### DIGITAL NAVIGATION

Explore the spec sheet through the links below


[DIMENSION & WEIGHT](#)   [LOGISTIC INFORMATION](#)

## FOCUS FEATURE



**SelectKelvin**

Features an integrated rotating switch on the base for selecting CCT



**2700K**  
SOFT WHITE LIGHT

**3000K**  
WARM WHITE LIGHT

**4000K**  
COOL WHITE LIGHT

## SPECIFICATIONS

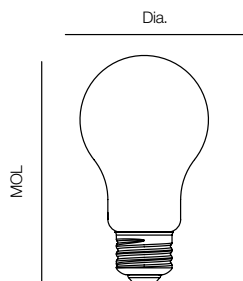
Product	Model	Equiv.	Finish	Wattage (W)	3 Selectable CCTs	Lumens	Efficacy (LPW)	Input Voltage	Beam Angle	CRI	Dim.*	Fixture Rating	Power Factor	T20	DOE
38350	8.8FA19DIM/9CCTS	60W	Clear	8.8	27K / 30K / 40K	800	91	120V	330°	90	Yes	Enclosed	0.7	✓	✓
38351	9.5FA19DIM/9CCTS	75W	Clear	9.5	27K / 30K / 40K	1,050	110	120V	330°	90	Yes	Enclosed	0.7	✓	✓
38352	8.8FA19DIM/9CCTS/FR (MTO)***	60W	Frosted	8.8	27K / 30K / 40K	800	91	120V	330°	90	Yes	Enclosed	0.7	✓	✓

FOOTNOTES:  
 \* This lamp might not be compatible with all dimmers. Please visit [www.greencreative.com](http://www.greencreative.com) for compatibility information.  
 \*\* Please visit [www.greencreative.com](http://www.greencreative.com) for Limited Warranty terms.  
 \*\*\* MTO indicate Made To Order, please contact factory for lead time and other information.  
 Factory default setting at 2700K CCT.



# FILASELECT FILAMENT SERIES

## DIMENSION & WEIGHT



Model	Base	MOL	Dia.	Weight
8.8FA19DIM/9CCTS	E26	4-5/16"	2-3/8"	0.07 lb
8.8FA19DIM/9CCTS/FR	E26	4-5/16"	2-3/8"	0.07 lb
9.5FA19DIM/9CCTS	E26	4-5/16"	2-3/8"	0.09 lb

## LOGISTIC INFORMATION

Model	Master Carton			Shipping Carton		
	Case Qty	Case Dimensions (LxWxH)	Case Weight	Case Qty	Case Dimensions (LxWxH)	Case Weight
8.8FA19DIM/9CCTS	10PCS	13-11/16" X 5-5/8" X 5-5/16"	1.1 lb	60PCS	17-3/4" X 14-1/4" X 11-1/2"	12.9 lb
9.5FA19DIM/9CCTS	10PCS	13-11/16" X 5-5/8" X 5-5/16"	1.21 lb	60PCS	17-3/4" X 14-1/4" X 11-1/2"	14 lb
8.8FA19DIM/9CCTS/FR	10PCS	13-11/16" X 5-5/8" X 5-5/16"	1.1 lb	60PCS	17-3/4" X 14-1/4" X 11-1/2"	12.9 lb