

Project Name:	Type:
Part Number:	Date:



GREENCREATIVE

COMPACT HID REPLACEMENT BULB

FEATURES

- Integral driver suitable for 120-277V
- Integral thermal sensor reduces power to the lamp in the event ambient temperature exceeds specified limitations
- E26 versions are smooth dimming with existing installations*
- EX39 versions are step-dimming using SelectDrive technology
- A23 EX39 replaces up to 70-100W HID.
- PS30 E26 replaces up to 300W Inc.
- Suitable for damp locations and totally enclosed fixtures**
- Lamp ambient temperature: -4°F to 140°F (-20°C to 60°C)
- Fixture operating temperature: -4°F to 113°F (-20°C to 45°C)
- Rated lifetime (L70): 50,000hrs
- 5 year limited warranty***
- Supplied with safety cable to provide secondary support for A23 and PS30
- 4kV integral surge protector
- For installation in Post Top, Area light, or other fixtures exposed to high surge conditions, the use of our 10KV surge protector 97718-10SURGE/277V is recommended.



122624

ETL CLASSIFIED



FOCUS FEATURE

EX39 version has integrated side switch for step-dimming



H
M
L

3 Level power output

Power select switch allows power to be tailored to application requirements and can be adjusted from high to low.



	CCT	Wattage	Lumen	LPW
24HID/8xx/277V/EX39/SD	3000K	40%-9W	1,250	139
		60%-14W	1,850	132
		100%-24W	3,100	129
3500K	3500K	40%-9W	1,250	139
		60%-14W	1,850	132
		100%-24W	3,100	129
4000K	4000K	40%-9W	1,300	144
		60%-14W	1,900	136
		100%-24W	3,200	133
5000K	5000K	40%-9W	1,300	144
		60%-14W	1,900	136
		100%-24W	3,200	133

Where xxx means 824-965 which indicates CRI and color temperature



COMPACT HID REPLACEMENT BULB

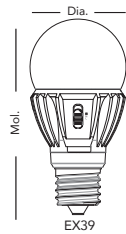
SPECIFICATIONS

Product	Model	Equiv.	Input Voltage	Wattage	Lumens	CCT	CRI	Efficacy (LPW)	Beam Angle	Dim.*	Power Factor	THD	Fixture Rating	DLC
36160	24HID/840/277V/EX39/SD	70-100W HID	120-277V	24	3,200	4000K	82	144	230°	No	0.9	<20%	Enclosed	√
36161	24HID/850/277V/EX39/SD	70-100W HID	120-277V	24	3,200	5000K	82	144	230°	No	0.9	<20%	Enclosed	√
36173	34HID/840/277V/E26/DIM	300W Inc.	120-277V	34	5,000	4000K	82	147	230°	Yes	0.9	<20%	Enclosed	N.A.

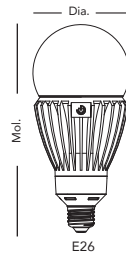
*This lamp is available for dimming with 120V line voltage only and might not be compatible with all dimmers. Please visit www.greencreative.com for compatibility information.

***Please visit www.greencreative.com for Limited Warranty terms.

DIMENSION & WEIGHT



Model	Base	Mol.	Dia.	Weight
24HID/xxx/277V/EX39/SD	EX39	6-11/16"	3-5/16"	0.87 lb



Model	Base	Mol.	Dia.	Weight
34HID/xxx/277V/E26/DIM	E26	8-1/8"	3-3/4"	1.42 lb

Where xxx means 824-965 which indicates CRI and color temperature

ORDERING INFORMATION


Model Number	Master Carton			Shipping Carton		
	Case Qty	Case Dimensions (LxWxH)	Case Weight	Case Qty	Case Dimensions (LxWxH)	Case Weight
24HID/xxx/277V/EX39/SD	6PCS	11-1/8" x 7-1/2" x 7-7/8"	7.5lb	24PCS	15-1/2" x 11-3/4" x 8-7/16"	15.2lb
34HID/xxx/277V/E26/DIM	N.A.	N.A.	N.A.	12PCS	16-9/16"x 12-3/8"x 9-9/16"	21.2 lb


Where xxx means 824-965 which indicates CRI and color temperature





COMPACT HID REPLACEMENT BULB

**MINIMUM COMPARTMENT DIMENSIONS (FOR ENCLOSED FIXTURES)


	Model Number		24HID/xxx/277V/EX39/SD
	Lamp Compartment Dimensions	Diameter	6"
			8-1/2"
Maximum Lamps in Luminaire		1	

	Model Number		24HID/xxx/277V/EX39/SD
	Lamp Compartment Dimensions	Diameter	3-9/16"
			7-7/8"
Maximum Lamps in Luminaire		1	


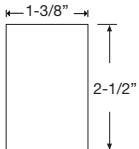

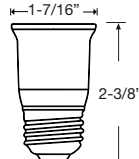

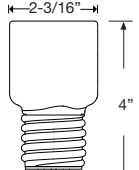
		Model Number		34HID/xxx/277V/E26/DIM	
Low bay installation		Lamp Compartment Dimensions	Diameter	8"	
			Height	11"	
Post top installation			Diameter	8"	
			Height	11"	
Maximum Lamps in Luminaire			1		

**Installing lamp in a fixture that does not have the minimum compartment dimensions will void the warranty and could cause product failures.

SUPPLIED ACCESSORY

Description	Picture	Dimensions
Safety Cable		22-13/16"

OPTIONAL ACCESSORY ORDERING INFORMATION

Product	Model	Description	Picture	Dimensions
97718	10SURGE/277V	10 kV Surge Protector (For use in outdoor and other applications subject to high surge conditions)		
16325	E26 EXTENDER	E26 Lamp Extender Adds 1-5/16" to Lamp Height		
35050	E39 EXTENDER	EX39 Lamp Extender Adds 1-11/16" to Lamp Height		

Note: All rights reserved. All sizes and specifications are subject to change at any time without notice.