

Project Name:	Type:
Part Number:	Date:



GREENCREATIVE

HID BOLLARD LAMP

FEATURES

- Integral driver suitable for 120-277V
- Integral thermal sensor reduces power to the lamp in the event ambient temperature exceeds specified limitations
- Replaces 50W/70W/100W HID
- Suitable for damp locations and totally enclosed fixtures*
- Temperature rating: -4°F/-20°C - 95°F/35°C
- Rated lifetime (L70): 50,000hrs
- 5 year limited warranty**
- Integral 4kV surge protector (25HID models only)
- For installation in Post Top, Area light, or other fixtures exposed to high surge conditions, the use of our 10KV surge protector 97718-10SURGE/277V is recommended.



012324

ETL CLASSIFIED




SPECIFICATIONS

Product	Model	Equiv. (HID)	Equiv. (Incandescent)	Input Voltage	Wattage	Lumens	CCT	CRI	Efficacy (LPW)	Beam Angle	Power Factor	THD	Fixture Rating	ES / DLC
35426	16A21/835/277V	70W	125W	120-277V	16	2,000	3500K	82	125	300°	0.9	<20%	Enclosed	√ / N.A.
35414	25HID/835/277V/E26/R	70-100W	200W	120-277V	25	3,200	3500K	82	128	230°	0.9	<20%	Enclosed	√ / N.A.

** Please visit www.greencreative.com for Limited Warranty terms.

DIMENSION & WEIGHT



Model	Base	Mol.	Dia.	Weight
16A21/xxx/277V	E26	5"	2-9/16"	0.50lb
25HID/xxx/277V/E26/R	E26	6-3/8"	3-1/4"	1.04lb

Where xxx means 824-965 which indicates CRI and color temperature

*MINIMUM COMPARTMENT DIMENSIONS (FOR ENCLOSED FIXTURES)


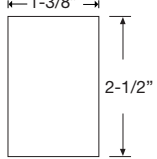

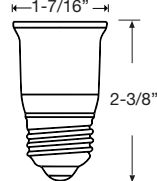

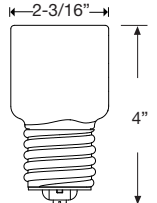
Model	Dia.	Height
16A21/xxx/277V	4"	5-1/2"
25HID/xxx/277V/E26/R	6"	8-1/2"

Installing lamp in a fixture that does not have the minimum compartment dimensions will void the warranty and could cause product failures.

HID EQUIVALENCE

GREEN CREATIVE HID LED		Metal Halide		Mercury Vapor		High Pressure Sodium	
Power	Lumens	Power	Mean Lumens	Power	Mean Lumens	Power	Mean Lumens
25W	3,300	70W	3,400	100W	3,300	50W	3,600

HID BOLLARD LAMP

OPTIONAL ACCESSORY ORDERING INFORMATION				
Product	Model	Description	Picture	Dimensions
97718	10SURGE/277V	10KV Surge Protector Recommended for use in Area light retrofits and other applications subject to high surge conditions.		
16325	E26 EXTENDER	E26 Lamp Extender Adds 1-5/16" to Lamp Height		
35050	E39 EXTENDER	EX39 Lamp Extender Adds 1-11/16" to Lamp Height		

Note: All rights reserved. All sizes and specifications are subject to change at any time without notice.