

Project Name:	Type:
Part Number:	Date:

# MULTIFIT ROUND CLOUD

## SPECIFICATION FEATURES

- Mechanical** - Compact fixture body made from die cast aluminum for maximizing passive cooling ensuring long life lasting LED, non yellowing frosted polycarbonate lens for optimal light diffusion. Proprietary IC-rated potted driver for optimal heat protection, with hot-dip galvanized steel box and easy tool-less opening attached clipping lid. Rugged spring clips allow for both easy direct installation from 3/8" to 1" ceiling thickness and field accessibility below the ceiling for service or replacement. Additional mounting plates also available if required. Plenum rated cable and connector to connect from downlight to remote driver box.
- Electrical** - The driver features DualDim technology, for maximum adaptability in any spaces whether it's commercial, residential or mixed. Rated for 120V to 277V, 50/60 Hz the driver is both 0-10V dimmable to 5% with low-end cut off and Forward and Reverse phase dimmable at 120V down to 10%. Please consult dimmer compatibility for additional information. Drivers also feature easy accessible outside switch for selecting the right color temperature. Coming with four 7/8" knockout, and suitable for pulling wires to accommodate up to (6) 12 gauge 90°C insulated conductors, making the MULTIFIT downlights fast and easy to wire in daisy-chain applications and contractor friendly. Sound rating <22db.
- Optical** - Featuring SelectKelvin technology with field selectable CCTs 2700/3000/3500/4000/5000K. LED binning within 4 SDCM maximum. Offered in minimum 90 CRI. 110° optical beam angle. Back-lite technology with individual LED chip lenses for maximum uniformity.
- Thermal** - Die cast heat sink maximizes passive thermal management and achieves a L70 calculated lifetime of 100,000 hours. Ambient temperature rated from -5°F to 113°F (-15°C to 45°C).
- Compliance and Warranty** - ETL Listed for wet location. Diffuser is made of non-conductive material and meets most local code 'dead front' requirements. Certified air-tight per ASTM 283-04. Complies with FCC 47CFR Part 15B consumer limits for EMI/RFI emissions. Suitable for use in clothes closets when installed in accordance with the NEC 410.16 spacing requirements. Certified IC for direct contact with insulation. 5 Year Warranty for complete fixture. Optional 10 Year Extended Warranty available, subject to same terms, conditions and installation requirements as standard 5 Year Warranty.



### DIGITAL NAVIGATION Explore the spec sheet through the links below

<a href="#">ORDERING GUIDE</a>	<a href="#">TECHNICAL INFORMATION</a>
<a href="#">NOMINAL PERFORMANCE</a>	<a href="#">LINE DRAWINGS</a>
<a href="#">ACCESSORY ORDERING INFORMATION</a>	<a href="#">PHOTOMETRY</a>
<a href="#">LOGISTIC INFORMATION</a>	

## BENEFITS

- MULTIFIT provides the easiest retrofitting or new installation dimming compatibility with DualDim technology
- SelectKelvin technology to choose from five color temperatures ranging from 2700K to 5000K
- Install virtually anywhere with Wet Location, IC and Air-tight ratings
- Quick and easy installation with spring action clip even in the shallower plenums
- External driver with quick connector for easy wiring and daisy chain application

## SUITABLE APPLICATIONS

- Retail
- Hospitality
- Residential
- Education
- Healthcare

Note: All rights reserved. All sizes and specifications are subject to change at any time without notice.

# MULTIFIT ROUND CLOUD

## ORDERING GUIDE

PART #		Example: MCR6/9CCT5S/DUALDIM/EXT				
Series	Size	CRI	CCT	Driver	Driver Style	
<b>MCR</b> MULTIFIT Round Cloud	<b>4</b> 4" 650lm	<b>9</b> CRI 90+	<b>CCT5S</b> Selectable CCT 2700 / 3000 / 3500 / 4000 / 5000K	<b>DUALDIM</b> 0-10V dimming at 120-277V and Forward/Reverse phase dimming at 120V only	<b>EXT</b> External Driver box with quick connector	
	<b>6</b> 6" 800lm					
	<b>6HO</b> 6" 1000lm					

FOOTNOTES: Factory setting at 3500K CCT

## TECHNICAL INFORMATION

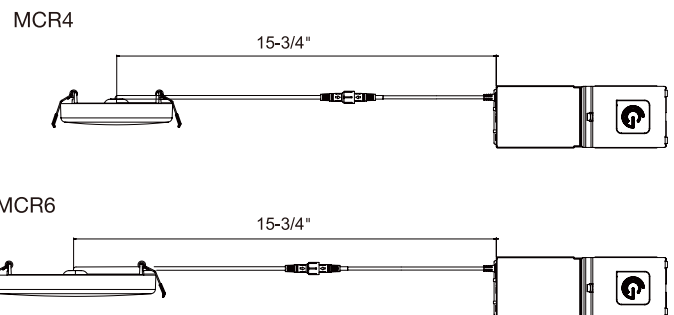
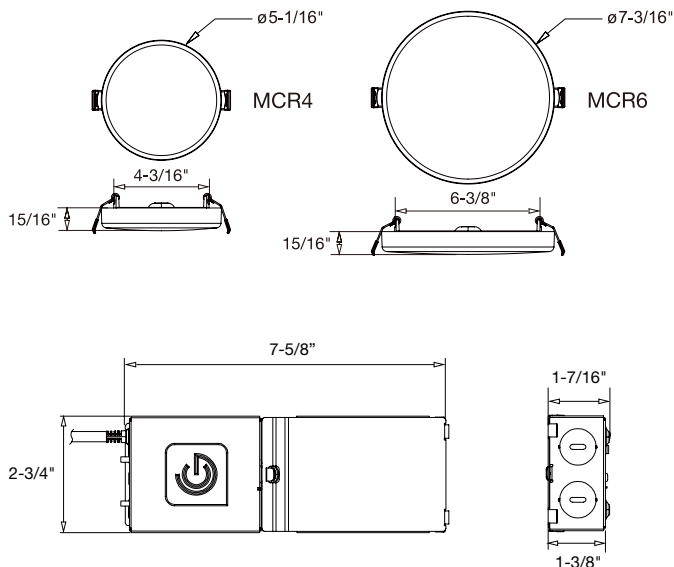
Type	Dimming	Input Voltage	Input Frequency	Input Current	Max. Input Power	THD Power	Power Factor	Flicker Index	Sound Rating
MCR4	0-10V and ELV/TRIAC	120-277V	50-60Hz	0.06 / 0.04A	8W	<20%	>0.9	<30%	<22db
MCR6				0.08 / 0.04A	10W				
MCR6HO				0.11 / 0.06A	14W				

## NOMINAL PERFORMANCE

CCT	2700K			3000K			3500K			4000K			5000K		
Power/Lumen/Efficacy	Power	Lumens	Efficacy	Power	Lumens	Efficacy	Power	Lumens	Efficacy	Power	Lumens	Efficacy	Power	Lumens	Efficacy
MCR4	8.2W	596lm	73LPW	8.3W	620lm	74LPW	8.2W	640lm	78LPW	8.2W	646lm	78LPW	8.2W	634lm	78LPW
MCR6	10.0W	845lm	84LPW	10.1W	866lm	86LPW	10.0W	893lm	89LPW	10.0W	907lm	91LPW	9.9W	910lm	92LPW
MCR6HO	14.5W	1017lm	70LPW	14.7W	1050lm	71LPW	14.5W	1092lm	75LPW	14.5W	1107lm	76LPW	14.3W	1092lm	76LPW

## LINE DRAWINGS

### MCR


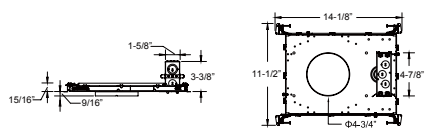

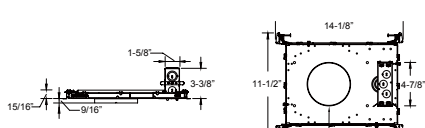

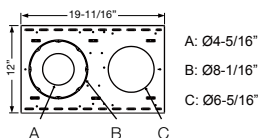

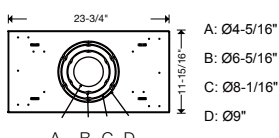

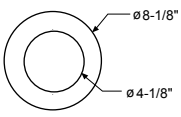

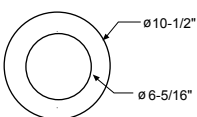

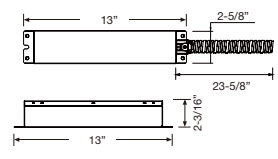

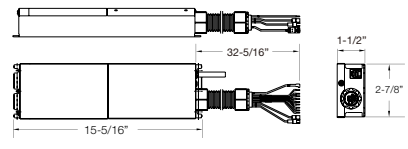

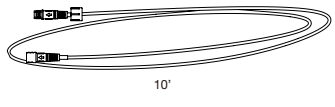


Ceiling Cutout		
Type	Minimum	Maximum
MCR4	4-3/16"	4-9/16"
MCR6/6HO	6-3/8"	6-13/16"

Note: All rights reserved. All sizes and specifications are subject to change at any time without notice.



# MULTIFIT ROUND CLOUD

ACCESSORY ORDERING INFORMATION				
Product	Model	Description	Pictures	Dimensions
35121	NCFJB4	Round New Construction Frame w/ Jbox 4"		
35122	NCFJB6	Round New Construction Frame w/ Jbox 6"		
98502	NCPLATE468	4" & 6" MULTIFIT EXT Series New Construction Plate for Stud/Joist Mounting		 A: Ø4-5/16" B: Ø8-1/16" C: Ø6-5/16"
98501	NCPLATE/T4689	New Construction or Remodel Plate for T-Grid Ceilings		 A: Ø4-5/16" B: Ø6-5/16" C: Ø8-1/16" D: Ø9"
98569	GOOFRING4	4" Goof Ring - Outer Diameter 8-1/8"		 Ø8-1/8" Ø4-1/8"
98568	GOOFRING6	6" Goof Ring - Outer Diameter 10-1/2"		 Ø10-1/2" Ø6-5/16"
38096	24EMINVERTER	California Title 20 Compliant 24W Emergency LED Inverter (Field Installation)		
FHUPS1-UNV-25L-SD	FHUPS1-UNV-25L-SD	25W Emergency Micro Inverter for field installation to use with 0-10V Driver options.100-277VAC (up to 150W with use of 0-10V dimming). CEC Compliant		
37045	MFCON10	MULTIFIT Extension Cable Connector 10FT For all MULTIFIT Downlights Can connect max 2 cable together for a max length of 20FT		

Note: For details of compatibility between each emergency solution and specific product models, please refer to the Products Emergency Compatibility Matrix file available on <https://greencreative.com/emergency-accessories/>

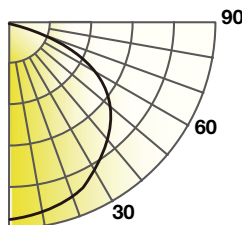
Note: All rights reserved. All sizes and specifications are subject to change at any time without notice.



# MULTIFIT ROUND CLOUD

## PHOTOMETRY

MCR4/9CCT5S/DUALDIM/EXT



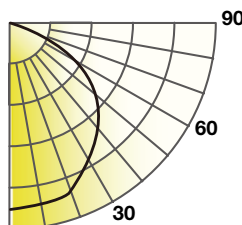
Lumens: 696 lm  
CBCP: 189 cd  
Power: 8.0 W  
Efficacy: 83 lm/W  
CRI: 92  
Spacing Criteria: 1.3  
Beam Angle: 129°

Candlepower Distribution	
Angle (°)	Average (cd)
10	188
20	182
30	170
40	154
50	133
60	107
70	78
80	48
90	21

Initial Footcandles		
Height (ft)	Fc	Diameter (ft)
10	3	42
20	1	83
30	0	125
40	0	167
50	0	208
60	0	250
70	0	292
80	0	333
90	0	375

Zonal Lumen Summary		
Zone	Lumens	%Fixt
0-30	152	22
0-40	254	37
0-60	485	68
0-90	667	96

MCR6/9CCT5S/DUALDIM/EXT (at 3500K)



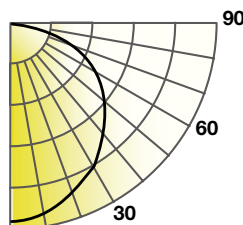
Lumens: 892 lm  
CBCP: 266 cd  
Power: 10.0 W  
Efficacy: 89 lm/W  
CRI: 92  
Spacing Criteria: 1.3  
Beam Angle: 122°

Candlepower Distribution	
Angle (°)	Average (cd)
10	263
20	252
30	234
40	208
50	175
60	137
70	94
80	49
90	18

Initial Footcandles		
Height (ft)	Fc	Diameter (ft)
8	6	29
10	4	36
12	3	43
15	2	54
20	1	72

Zonal Lumen Summary		
Zone	Lumens	%Fixt
0-30	211	24
0-40	350	39
0-60	638	72
0-90	863	97

MCR6HO/9CCT5S/DUALDIM/EXT (at 3500K)



Lumens: 1,189 lm  
CBCP: 355 cd  
Power: 14.0 W  
Efficacy: 88 lm/W  
CRI: 92  
Spacing Criteria: 1.3  
Beam Angle: 122°

Candlepower Distribution	
Angle (°)	Average (cd)
10	350
20	337
30	313
40	277
50	235
60	182
70	125
80	65
90	24

Initial Footcandles		
Height (ft)	Fc	Diameter (ft)
8	8	29
10	5	36
12	4	43
15	2	54
20	1	72

Zonal Lumen Summary		
Zone	Lumens	%Fixt
0-30	281	24
0-40	467	39
0-60	852	72
0-90	1,150	97

## LOGISTIC INFORMATION

Product	Model	Case Qty
37005	MCR4/9CCT5S/DUALDIM/EXT	12PCS
37006	MCR6/9CCT5S/DUALDIM/EXT	12PCS
37007	MCR6HO/9CCT5S/DUALDIM/EXT	12PCS