

Project Name:	Type:
Part Number:	Date:

PAR30 19.5W HO 277V

FEATURES

- Replaces 75W Halogen & 39W CMH lamps
- Direct line voltage 120-277V - Not compatible with ballasts
- High 8,160 candela output
- Powerful light output of 1,800 lumens
- Exceptional efficacy 92 LPW in Warm White
- Exceptional color rendering CRI 92
- Even beam distribution
- Not intended for use in totally enclosed fixtures
- Suitable for use in damp locations
- Fixture Operating Temperature: -4°F to 95°F (-20°C to 35°C)
- Lamp Ambient Temperature: -4°F to 113°F (-20°C to 45°C)
- Rated Lifetime (L70): 50,000hrs
- 5 year limited warranty



DIGITAL NAVIGATION

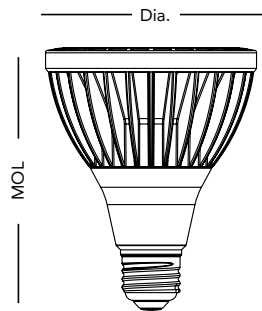
Explore the spec sheet through the links below

- [MINIMUM COMPARTMENT DIMENSIONS](#) [PHOTOMETRY](#)
[LOGISTIC INFORMATION](#)

SPECIFICATIONS

Product	Model	Wattage (W)	CCT	Lumens	Efficacy (LPW)	Input Voltage	Beam Angle	CRI	Dim.	Base	CBCP (cd)	Power Factor	T20	DOE
98207	19.5PAR30HO/930FL40/277V/R	19.5	3000K	1,800	92	120-277V	FL 40°	92	No	E26	3,400	≥0.9	✓	✓
35429	19.5PAR30HO/935NF25/277V/R	19.5	3500K	1,800	92	120-277V	NF 25°	92	No	E26	8,160	≥0.9	✓	✓
98208	19.5PAR30HO/940NF25/277V/R	19.5	4000K	1,800	92	120-277V	NF 25°	92	No	E26	8,160	≥0.9	✓	✓
98209	19.5PAR30HO/940FL40/277V/R	19.5	4000K	1,800	92	120-277V	FL 40°	92	No	E26	3,400	≥0.9	✓	✓

DIMENSION & WEIGHT



Model	Base	MOL	Dia.	Weight
19.5PAR30HO/xxxxyy/277V/R	E26	4-11/16"	3-3/4"	0.89lb

Where xxx means 824-965 which indicates CRI and color temperature
Where yyyy means beam angle



PAR30 19.5W HO 277V

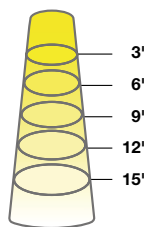
MINIMUM COMPARTMENT DIMENSIONS

Model	Diameter	Height
19.5PAR30HO/xxxxyy/277V/R	6"	8-1/2"

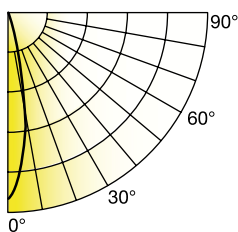
Installing lamp in a fixture that does not have the minimum compartment dimensions will void the warranty and could cause product failures.
 Where xxx means 824-965 which indicates CRI and color temperature
 Where yyyy means beam angle

PHOTOMETRY

19.5PAR30HO/930NF25/277V/R

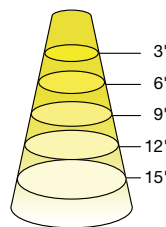


Diameter	Footcandles
1.3	907
2.7	227
4.0	101
5.3	57
6.7	36

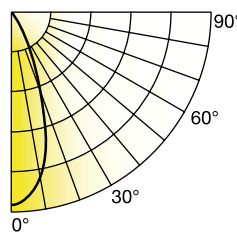


Degree	Candela
0	8,160
5	6,726
15	2,339
25	603
35	232
45	94

19.5PAR30HO/930FL40/277V/R



Diameter	Footcandles
2.2	378
4.4	94
6.6	42
8.7	24
10.9	15



Degree	Candela
0	3,400
5	3,303
15	2,193
25	896
35	258
45	88

LOGISTIC INFORMATION

Model	Master Carton			Shipping Carton		
	Case Qty	Case Dimensions (LxWxH)	Case Weight	Case Qty	Case Dimensions (LxWxH)	Case Weight
19.5PAR30HO/xxxxyy/277V/R	N.A.	N.A.	N.A.	6pcs	8-7/16" x 6-1/16" x 12-1/2"	6.83lb

Where xxx means 824-965 which indicates CRI and color temperature
 Where yyyy means beam angle