

Project Name:	Type:
Part Number:	Date:



GREENCREATIVE

ADJUSTAPAR SERIES

FEATURES

- The lamp is equipped with built-in switches that allow users to select from 5 different color temperatures and 2 beam angles, all in one convenient design
- Suitable to replace 75W, 120W and 250W halogen lamps
- Innovative optic lens design delivers even light without shadowing
- 5 field selectable color temperatures in 2700K, 3000K, 3500K, 4000K, and 5000K
- 2 field selectable light distributions in narrow flood 25° and flood 40° beam angles
- High CRI 90 for great color accuracy
- California Title 20 and Title 24 JA8 regulation compliant
- Available in PAR30, PAR30 short neck, and PAR38 form factors
- PAR30 short neck, PAR38 and PAR38HO models are compatible with GREEN CREATIVE SOL Gimbal Track Head <https://greencreative.com/product-tag/sol/>
- Smooth dimming with existing dimmers¹
- Compact size 1:1 halogen form factor
- Suitable for damp locations and totally enclosed fixtures
- Fixture operating temperature: -4°F to 95°F (-20°C to 35°C)
- Lamp ambient temperature: -4°F to 113°F (-20°C to 45°C)
- Rated Lifetime (L70): 25,000hrs for Models 9PAR30, 9PAR30SN and 14PAR38.
- Rated Lifetime (L70): 50,000hrs for Model 17PAR38HO.
- 3 year limited warranty² for Models 9PAR30, 9PAR30SN and 14PAR38.
- 5 year limited warranty² for Model 17PAR38HO.



DIGITAL NAVIGATION

Explore the spec sheet through the links below


- [SPECIFICATIONS](#)
- [DIMENSION & WEIGHT](#)
- [PHOTOMETRY](#)
- [LOGISTIC INFORMATION](#)

FOCUS FEATURE

2 Selectable Beam Angles



5 Selectable Color Temperatures



Compatible with SOL Gimbal Track Head



The SOL Gimbal track head is designed with E26 medium base and compatible with both H-Type and J-Type adapters for seamlessly integrating with a variety of track rails.

Learn more about SOL Gimbal Track Head <https://greencreative.com/product-tag/sol/>



ADJUSTAPAR SERIES

SPECIFICATIONS

Product	Model	Equiv.	Wattage (W)	5 Selectable CCTs ³	Lumens	Efficacy (LPW)	Input Voltage	2 Selectable Beam Angles ³	CBCP (cd)	CRI	Dim. ¹	Fixture Rating	Power Factor (typ.)	T20	JA8	DOE
37220	9PAR30DIM/9CCTS/BAS	75W	9	27K / 30K / 35K / 40K / 50K	810	90	120V	25° / 40°	2,510 / 1,315	90	Yes	Enclosed	0.9	✓	N.A.	✓
37221	9PAR30NDIM/9CCTS/BAS	75W	9	27K / 30K / 35K / 40K / 50K	810	90	120V	25° / 40°	2,510 / 1,315	90	Yes	Enclosed	0.9	✓	N.A.	✓
37222	14PAR38DIM/9CCTS/BAS	120W	14	27K / 30K / 35K / 40K / 50K	1,350	96	120V	25° / 40°	4,300 / 2,235	90	Yes	Enclosed	0.9	✓	N.A.	✓
38761	17PAR38HODIM/9CCTS/277V/BAS	250W	17	27K / 30K / 35K / 40K / 50K	2,000	118	120-277V	25° / 40°	5,725 / 3,770	95	Yes	Enclosed	0.9	✓	✓	✓

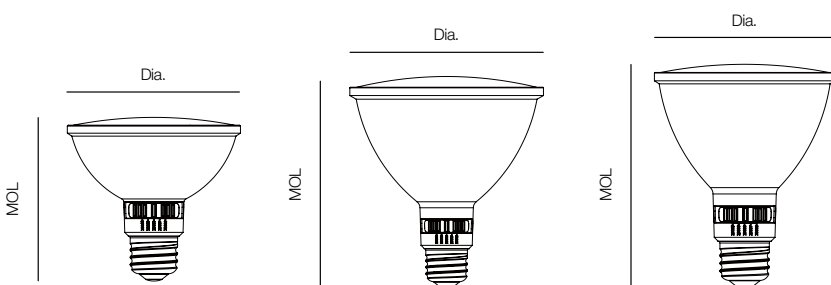
FOOTNOTES:

1. This lamp is available for dimming with 120V line voltage only and might not be compatible with all dimmers. Please visit www.greencreative.com for compatibility information.

2. Please visit www.greencreative.com for Limited Warranty terms.

3. Factory setting at 2700K CCT and 25D beam angle.

DIMENSION & WEIGHT

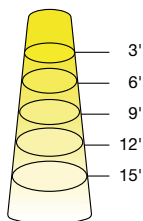


Model	Base	MOL	Dia.	Weight
9PAR30DIM/9CCTS/BAS	E26	4-5/8"	3-3/4"	0.23 lb
9PAR30NDIM/9CCTS/BAS	E26	3-9/16"	3-3/4"	0.25 lb
14PAR38DIM/9CCTS/BAS	E26	5-3/16"	4-3/4"	0.39 lb
17PAR38HODIM/9CCTS/277V/BAS	E26	5-3/16"	4-3/4"	0.45 lb

PHOTOMETRY

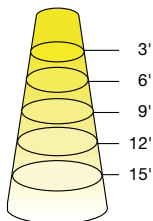
ILLUMINANCE & CANDELA DISTRIBUTION

9PAR30DIM/9CCTS/BAS 25° 2700K



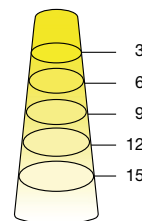
Diameter	Footcandles
1.3	1,753
2.7	406
4.0	185
5.3	105
6.7	66

9PAR30DIM/9CCTS/BAS 40° 2700K

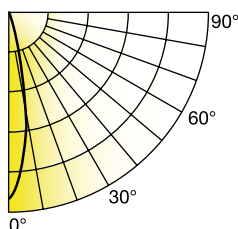


Diameter	Footcandles
2.2	308
4.4	77
6.6	34
8.7	20
10.9	13

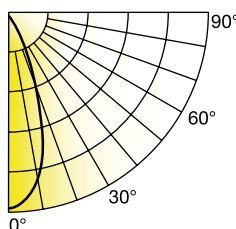
9PAR30NDIM/9CCTS/BAS 25° 2700K



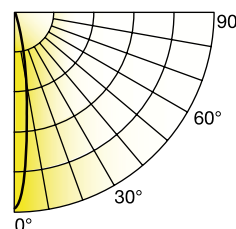
Diameter	Footcandles
1.3	1,761
2.7	408
4.0	186
5.3	106
6.7	66



Degree	Candela
10	1,937
20	648
30	216
40	92
50	49



Degree	Candela
10	1,248
20	708
30	330
40	179
50	83



Degree	Candela
10	1,990
20	651
30	208
40	86
50	46

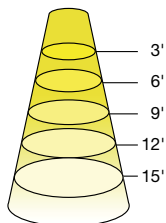


ADJUSTAPAR SERIES

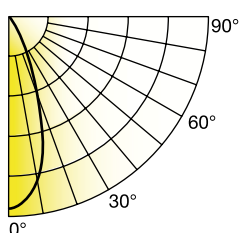
PHOTOMETRY

ILLUMINANCE & CANDELA DISTRIBUTION

9PAR30SNDIM/9CCTS/BAS 40° 2700K

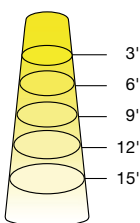


Diameter	Footcandles
2.2	292
4.4	73
6.6	32
8.7	19
10.9	12

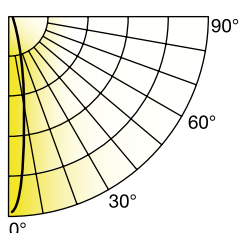


Degree	Candela
10	1,222
20	718
30	325
40	172
50	84

14PAR38DIM/9CCTS/BAS 25° 2700K

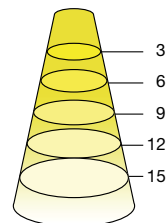


Diameter	Footcandles
1.3	2,529
2.7	586
4.0	267
5.3	152
6.7	95

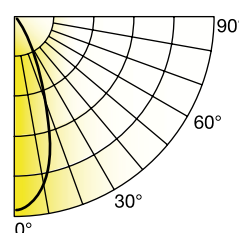


Degree	Candela
10	3,011
20	1,077
30	346
40	144
50	75

14PAR38DIM/9CCTS/BAS 40° 2700K

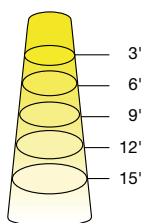


Diameter	Footcandles
2.2	485
4.4	121
6.6	54
8.7	31
10.9	20

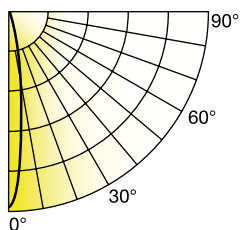


Degree	Candela
10	2,045
20	1,265
30	535
40	225
50	103

17PAR38HODIM/9CCTS/277V/BAS 25° 2700K

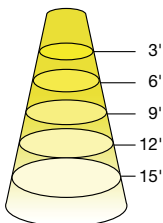


Diameter	Footcandles
1.3	3,781
2.7	877
4	399
5.3	227
6.7	142

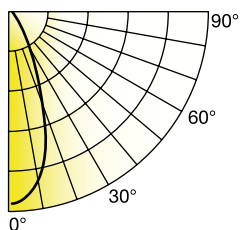


Degree	Candela
10	4,261
20	1,453
30	564
40	272
50	164

17PAR38HODIM/9CCTS/277V/BAS 40° 2700K



Diameter	Footcandles
2.2	779
4.4	195
6.6	87
8.7	50
10.9	32



Degree	Candela
10	3,202
20	1,826
30	732
40	337
50	170



ADJUSTAPAR SERIES

LOGISTIC INFORMATION						
Model	Master Carton			Shipping Carton		
	Case Qty	Case Dimensions (LxWxH)	Case Weight	Case Qty	Case Dimensions (LxWxH)	Case Weight
9PAR30DIM/9CCTS/BAS	6PCS	12-7/16" x 8-1/4" x 5-1/2"	2.34 lb	24PCS	17-5/16" x 13" x 12"	11.6 lb
9PAR30SNDIM/9CCTS/BAS	6PCS	12-7/16" x 8-1/4" x 4-3/8"	2.31 lb	24PCS	17-5/16" x 13" x 9-11/16"	10.32 lb
14PAR38DIM/9CCTS/BAS	6PCS	17-5/16" x 11-5/8" x 6-1/8"	4.63 lb	24PCS	24" x 17-15/16" x 13-3/8"	20.72 lb
17PAR38HODIM/9CCTS/277V/BAS	6PCS	17-5/16" x 11-5/8" x 6-1/8"	4.87 lb	24PCS	24" x 17-15/16" x 13-3/8"	22.20 lb