

Project Name:	Type:
Part Number:	Date:

PAR38HO 19.5W DIM. 277V

FEATURES

- Suitable to replace 250W halogen lamps
- Direct line voltage 120-277V - Not compatible with ballasts
- Dimmable with forward and reverse phase controls*
- Full-face REFINE optic and sleek design
- Exceptional color rendering CRI 93
- Compact size 1:1 halogen form factor
- Narrow flood and flood beam angles available
- Suitable for use in damp locations
- Fixture Operating Temperature: -4°F to 95°F (-20°C to 35°C)
- Lamp Ambient Temperature: -4°F to 113°F (-20°C to 45°C)
- Rated Lifetime (L70): 50,000hrs
- 5 year limited warranty**



DIGITAL NAVIGATION

Explore the spec sheet through the links below

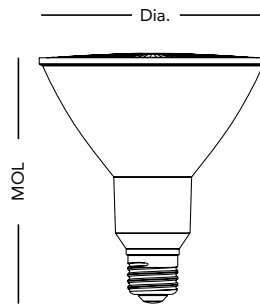
- [MINIMUM COMPARTMENT DIMENSIONS](#)
- [PHOTOMETRY](#)
- [LOGISTIC INFORMATION](#)
- [COLOR ACCURACY & SPECTRAL POWER DISTRIBUTION](#)

SPECIFICATIONS

Product	Model	Equiv.	Wattage (W)	CCT	Lumens	Efficacy (LPW)	Input Voltage	Beam Angle	CRI	Dim.*	Base	CBCP (cd)	Power Factor	Fixture Rating	T20	JA8	DOE
36538	19.5PAR38HODIM/930FL40/277V/R	250W	19.5	3000K	2,000	103	120-277V	FL 40°	93	Yes	E26	3,500	≥0.9	Non-Enclosed	✓	✓	✓
36539	19.5PAR38HODIM/935NF25/277V/R	250W	19.5	3500K	2,000	103	120-277V	NF 25°	93	Yes	E26	8,200	≥0.9	Non-Enclosed	✓	✓	✓
36540	19.5PAR38HODIM/935FL40/277V/R	250W	19.5	3500K	2,000	103	120-277V	FL 40°	93	Yes	E26	3,500	≥0.9	Non-Enclosed	✓	✓	✓
36541	19.5PAR38HODIM/940NF25/277V/R	250W	19.5	4000K	2,000	103	120-277V	NF 25°	93	Yes	E26	8,200	≥0.9	Non-Enclosed	✓	✓	✓
36542	19.5PAR38HODIM/940FL40/277V/R	250W	19.5	4000K	2,000	103	120-277V	FL 40°	93	Yes	E26	3,500	≥0.9	Non-Enclosed	✓	✓	✓

FOOTNOTES:
 * This lamp is available for dimming only for use on 120V and might not be compatible with all dimmers. Please visit www.greencreative.com for compatibility information.
 ** Please visit www.greencreative.com for Limited Warranty terms.

DIMENSION & WEIGHT



Model	Base	MOL	Dia.	Weight
19.5PAR38HODIM/xxxxxxx/277V/R	E26	5-1/8"	4-5/8"	0.84lb

Where xxx means 824-965 which indicates CRI and color temperature
 Where yyyy means beam angle



PAR38HO 19.5W DIM. 277V

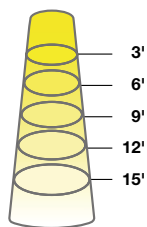
MINIMUM COMPARTMENT DIMENSIONS

Model	Diameter	Height
19.5PAR30HO/xxxxyy/277V/R	6"	8-1/2"

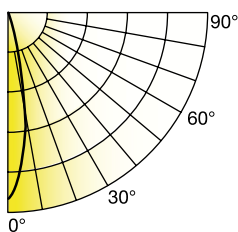
Installing lamp in a fixture that does not have the minimum compartment dimensions will void the warranty and could cause product failures.
Where xxx means 824-965 which indicates CRI and color temperature
Where yyyy means beam angle

PHOTOMETRY

19.5PAR38HODIM/930NF25/277V/R

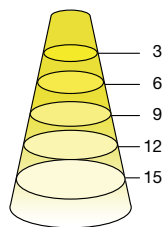


Diameter	Footcandles
1.3	911
2.7	228
4.0	101
5.3	57
6.7	36

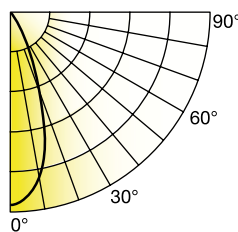


Degree	Candela
0	8,200
5	7,025
15	2,260
25	579
35	195
45	104

19.5PAR38HODIM/930FL40/277V/R



Diameter	Footcandles
2.2	389
4.4	97
6.6	43
8.7	24
10.9	16



Degree	Candela
0	3,500
5	3,247
15	2,130
25	960
35	374
45	148

For other CCT use the following multipliers: 2700K: .98 3500K: 1.01, 4000K: 1.02

LOGISTIC INFORMATION

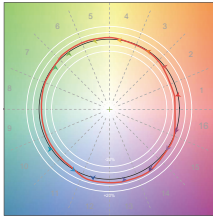
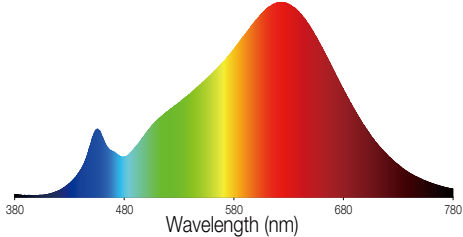
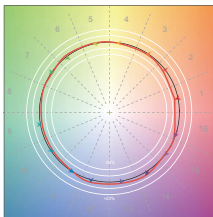
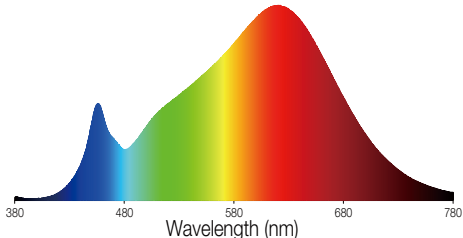
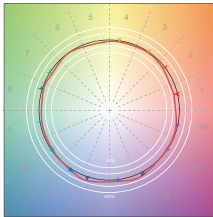
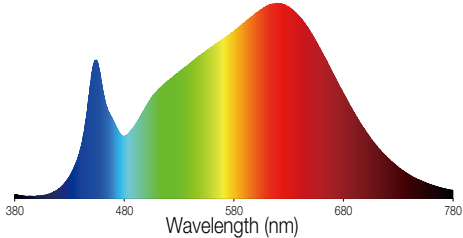
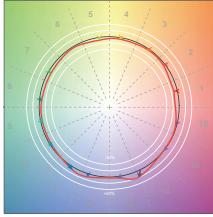
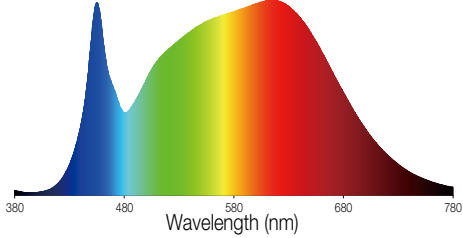
Model	Master Carton			Shipping Carton		
	Case Qty	Case Dimensions (LxWxH)	Case Weight	Case Qty	Case Dimensions (LxWxH)	Case Weight
19.5PAR38HODIM/xxxxyyy/277V/R	6PCS	14-9/16" x 9-7/8" x 5-7/8"	6.33lb	24PCS	20-9/16" x 15-9/16" x 13-11/16"	27.56lb

Where xxx means 824-965 which indicates CRI and color temperature
Where yyyy means beam angle



PAR38HO 19.5W DIM. 277V

COLOR ACCURACY & SPECTRAL POWER DISTRIBUTION

CCT	COLOR ACCURACY	SPECTRAL POWER DISTRIBUTION
2700K	 Rr: 92, Rg: 101	 Wavelength (nm)
3000K	 Rr: 93, Rg: 99	 Wavelength (nm)
3500K	 Rr: 92, Rg: 98	 Wavelength (nm)
4000K	 Rr: 91, Rg: 98	 Wavelength (nm)

Rf: TM-30 metric measuring color fidelity (whether colors are similar to those under natural light). Rf is a more accurate version of the CRI Ra. Rf is 100 for natural light.
Rg: TM-30 metric measuring color gamut (whether colors are more saturated than under natural light). Rg is 100 for natural light.