

Project Name:	Type:
Part Number:	Date:

VALUE SELECT HIGH CRI PAR FAMILY

FEATURES

- Suitable to replace 50W, 75W, 120W halogen
- Smooth dimming with most forward and reverse phase dimmers*
- Suitable for use in wet locations
- CRI 90+ produces rich and vibrant colors
- Compact size 1:1 halogen form factor
- Narrow & flood beam angles
- Suitable for use in totally enclosed fixtures
- Fixture operating temperature: -4°F to 95°F (-20°C to 35°C)
- Lamp ambient temperature: -4°F to 113°F (-20°C to 45°C)
- Rated Lifetime (L70): 25,000hrs
- 3 years limited warranty**



092122

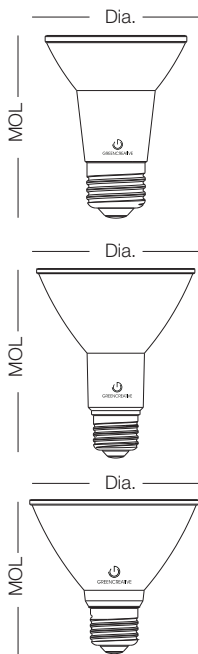


SPECIFICATIONS

Product	Model	Equiv.	CCT	Wattage (W)	Lumens (LM)	Efficacy (LPW)	Power Factor	Input Voltage	CRI	Beam Angle	CBCP (cd)	Dim.	Fixture Rating	ES / T20
37068	5.5PAR20DIM/927FL40	50W	2700K	5.5	520	95	0.9	120V	90	40°	595	Yes	Enclosed	√/√
37070	8PAR30DIM/930FL40	75W	3000K	8	800	100	0.7	120V	90	40°	1,315	Yes	Enclosed	√/√
37072	8PAR30SNDIM/930NF25	75W	3000K	8	800	100	0.7	120V	90	25°	2,910	Yes	Enclosed	√/√
37075	13PAR38DIM/940FL40	120W	4000K	13	1,250	96	0.7	120V	90	40°	2,235	Yes	Enclosed	√/√

* This lamp might not be compatible with all dimmers. Please visit www.greencreative.com for compatibility information.
 ** Please visit www.greencreative.com for Limited Warranty terms.

DIMENSIONS & WEIGHT



Model	Base	MOL	Dia.	Weight
5.5PAR20DIM/xxxxxxx	E26	3-3/16"	2-1/2"	0.12lb

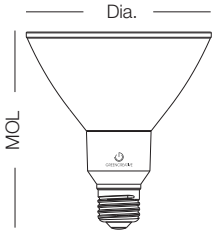
Model	Base	MOL	Dia.	Weight
8PAR30DIM/xxxxxxx	E26	4-5/16"	3-5/8"	0.20lb

Model	Base	MOL	Dia.	Weight
8PAR30SNDIM/xxxxxxx	E26	3-5/16"	3-5/8"	0.23lb

Project Name:	Type:
Part Number:	Date:

VALUE SELECT HIGH CRI PAR FAMILY

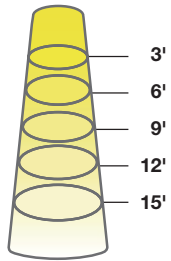
DIMENSIONS & WEIGHT



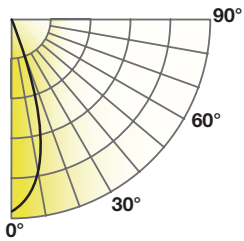
Model	Base	MOL	Dia.	Weight
13PAR38DIM/xxxxxxx	E26	5-1/16"	4-3/4"	0.37lb

ILLUMINANCE & CANDELA DISTRIBUTION

5.5PAR20DIM/927FL40

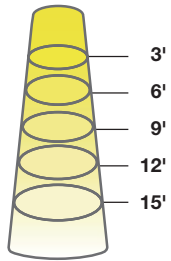


Diameter	Footcandles
2.2	203
4.4	51
6.6	23
8.7	13
10.9	8

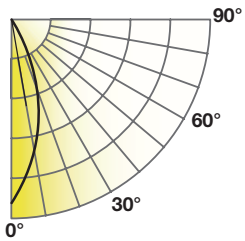


Degree	Candela
0	979
5	910
15	561
25	254
35	114
45	53

8PAR30DIM/930FL40

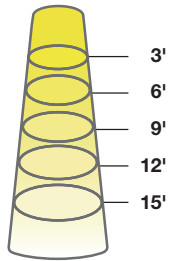


Diameter	Footcandles
2.2	193
4.4	48
6.6	21
8.7	12
10.9	8

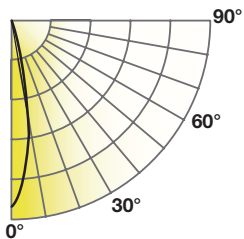


Degree	Candela
0	1,657
5	1,541
15	1,041
25	533
35	217
45	71

8PAR30SNDIM/930NF25

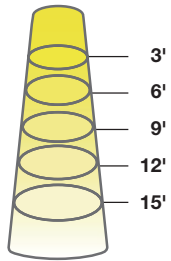


Diameter	Footcandles
1.1	2,771
2.2	693
3.2	327
4.3	181
5.4	115

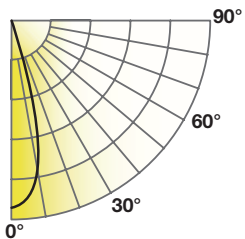


Degree	Candela
0	3,282
5	2,695
15	1,028
25	363
35	156
45	67

13PAR38DIM/940FL40



Diameter	Footcandles
2.2	548
4.4	137
6.6	61
8.7	35
10.9	22



Degree	Candela
0	2,653
5	2,557
15	1,650
25	834
35	344
45	114

Project Name:	Type:
Part Number:	Date:



GREENCREATIVE

VALUE SELECT HIGH CRI PAR FAMILY

ORDERING INFORMATION

Model	Master Carton			Shipping Carton		
	Case Qty	Case Dimensions (LxWxH)	Case Weight	Case Qty	Case Dimensions (LxWxH)	Case Weight
5.5PAR20DIM/xxxxxxx	6PCS	8" x 5-1/2" x 3-7/8"	1.15 lb	24PCS	11-1/2" x 8-5/8" x 8-15/16"	5.29 lb
8PAR30DIM/xxxxxxx	6PCS	11-13/16" x 7-7/8" x 5"	2.03 lb	24PCS	16-9/16" x 12-3/8" x 12"	8.82 lb
8PAR30SNDIM/930NF25	6PCS	11-13/16" x 7-7/8" x 4-3/16"	2.20 lb	24PCS	16-9/16" x 12-3/8" x 9-13/16"	9.48 lb
8PAR30SNDIM/930FL40	6PCS	11-13/16" x 7-7/8" x 4-3/16"	1.92 lb	24PCS	16-9/16" x 12-3/8" x 9-13/16"	8.38 lb
13PAR38DIM/xxxxxxx	6PCS	14-7/8" x 10" x 6-5/16"	3.66 lb	24PCS	20-1/2" x 15-3/8" x 13-3/4"	16.53 lb

Where xxx means 824-965 which indicates CRI and color temperature
 Where yyyy means beam angle

CERTIFICATION INFORMATION

Product	Model	ES ID#
37068	5.5PAR20DIM/927FL40	2401136
37070	8PAR30DIM/930FL40	2401138
37072	8PAR30SNDIM/930NF25	2401140
37075	13PAR38DIM/940FL40	2401143

Note: All rights reserved. All sizes and specifications are subject to change at any time without notice.