

Project Name:	Type:
Part Number:	Date:

# CCT SELECT DIRECT PL

## FEATURES


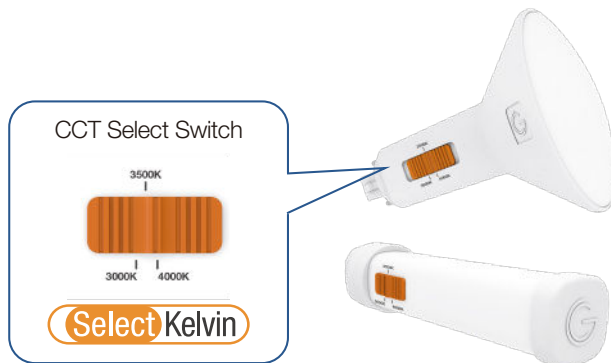
- Replaces 26W CFL lamps
- DIRect installation\* - Compatible with most electronic ballast (G24q/GX24q)
- SelectKelvin technology - field selectable color temperature in 3000K, 3500K, and 4000K
- 0-10V dimmable (ballast dependent)\*
- Available in Horizontal & Vertical installation design
- 310° rotatable base allows light to be directed as needed and maximize performance in fixture (Horizontal installation models)
- Exceptional high efficacy up to 124 LPW
- Suitable for damp locations
- UL Listed
- Lamp ambient temperature: -4°F to 113°F (-20°C to 45°C)
- Fixture operating temperature: -4°F to 95°F (-20°C to 35°C)
- Rated lifetime (L70): 50,000hrs
- 5 year limited warranty\*\* / 10 year available (see EXTENDED WARRANTIES table for information)



072723



## FOCUS FEATURE



## SPECIFICATIONS

Product	Model	Equiv.	Input Voltage	Wattage	CCT	Lumens	Efficacy (LPW)	CRI	Power Factor	THD	Beam Angle	Dim.*	Fixture Rating	DLC
37086	8.5PLH/8CCTS/DIR	26W	120-277V	8.5	3000K	1,000	109	82	0.9	<20%	110°	Yes	Non-Enclosed	-
					3500K	1,000	118							
					4000K	1,050	124							
37087	9.5PLV/8CCTS/DIR	26W	120-277V	9.5	3000K	1,100	116	82	0.9	<20%	120°	Yes	Non-Enclosed	-
					3500K	1,150	121							
					4000K	1,150	121							

\* Ballast Dependent. Please refer to [www.greencreative.com](http://www.greencreative.com) for full ballast and dimmer compatibility list.

\*\* Please visit [www.greencreative.com](http://www.greencreative.com) for Limited Warranty terms.

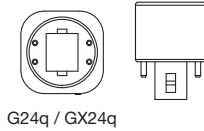


# CCT SELECT DIRECT PL

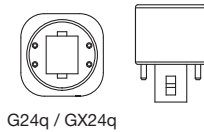
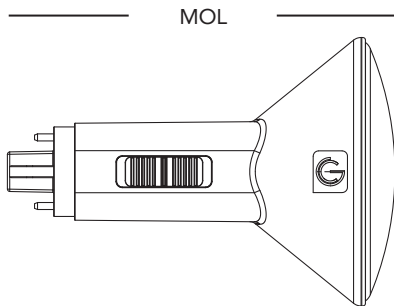
## BALLAST PERFORMANCE

Model	Ballast Type	Bare Lamp Wattage	System Wattage	3000K Lumens	3500K Lumens	4000K Lumens
8.5PLH/8CCTS/DIR	18W	5.5	8.5	760	760	800
	26W	8.5	11	1,000	1,000	1,050
	42W	10	13	1,100	1,100	1,150
9.5PLV/8CCTS/DIR	18W	6.5	9	850	880	880
	26W	9.5	12	1,100	1,150	1,150
	42W	11.5	14.5	1,200	1,250	1,250

## DIMENSION & WEIGHT



Model	8.5PLH/8CCTS/DIR
Compatible base	G24q & GX24q
MOL	6-3/8"
Dia.	1-3/8"
Weight	0.16 lb



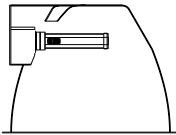

Model	9.5PLV/8CCTS/DIR
Compatible base	G24q & GX24q
MOL	5-1/8"
Dia.	3-9/16"
Weight	0.22lb



# CCT SELECT DIRECT PL

## MINIMUM COMPARTMENT DIMENSIONS

Note – the base of this lamp is 1-3/8" by 1-3/8" and the opening in the reflector should be a minimum of 1-3/8" by 1-3/8" to insure a proper fit. For non-enclosed rated applications the minimum compartment must follow the below guidelines.

Non-enclosed Fixture Horizontal Installation 	Model Number		8.5PLH/8CCTS/DIR
	Lamp Compartment Dimensions	Diameter	6-1/8"
		Height	4-3/4"
	Maximum Lamps in Luminaire		2
	Lampholder-to-Lampholder Spacing		3/8"
Non-enclosed Fixture Vertical Installation 	Model Number		9.5PLV/8CCTS/DIR
	Lamp Compartment Dimensions	Diameter	6-5/16"
		Height	9-1/16"
	Maximum Lamps in Luminaire		1

Product warranty is defined based on the condition of above minimum compartment size, maximum lamps in glass/metal luminaire.

## ORDERING INFORMATION

Model	Master Carton			Shipping Carton		
	Case Qty	Case Dimensions (LxWxH)	Case Weight	Case Qty	Case Dimensions (LxWxH)	Case Weight
8.5PLH/8CCTS/DIR	6PCS	6-3/4" x 4-5/8" x 3-1/4"	1.21 lb	24PCS	13-7/8" x 9-15/16" x 4-3/4"	5.29 lb
9.5PLV/8CCTS/DIR	6PCS	11-1/4" x 7-1/2" x 5-1/2"	2.2 lb	24PCS	30-11/16" x 12-1/4" x 6-15/16"	10.14 lb

## EXTENDED WARRANTIES\*\*\*\*

Model	Description
8.5PLH/8CCTS/DIR/10YEARWARRANTY	10 Year warranty for 8.5PLH/8CCTS/DIR
9.5PLV/8CCTS/DIR/10YEARWARRANTY	10 Year warranty for 9.5PLV/8CCTS/DIR

\*\*\*\* Warranty based on a maximum of 4,368 annual operating hours (per year for ten years) and exposure to a maximum ambient temperature of 80°F / 27°C.

Note: All rights reserved. All sizes and specifications are subject to change at any time without notice