

Project Name:	Type:
Part Number:	Date:

DIRECT PLL

FEATURES

- Plug & Play – Easy to install
- Compatible with Instant / Program start electronic ballasts*
- 0-10V dimmable (ballast dependent)
- Replaces 40W/36W PLL fluorescent lamp
- Exceptional high efficacy up to 154LPW
- Opaque glass lens reduces glare
- Extra wide 310° light emitting area
- Plastic film prevents glass from shattering
- Built-in thermal fuse for over-temperature protection
- UL damp location
- Fixture operating temperature: -4°F to 95°F (-20°C to 35°C)
Lamp ambient temperature: -4°F to 113°F (-20°C to 45°C)
- Rated lifetime (L70): 50,000hrs
- 5 year limited warranty** / 10 year available
(see EXTENDED WARRANTIES table for information)
- Suitable for all indoor general lighting applications



041124


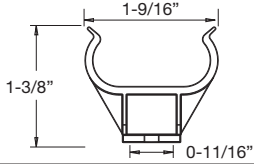


SPECIFICATIONS

Product	Model	Equiv.	Input Voltage	Wattage	Lumens	CCT	CRI	Efficacy (LPW)	Beam Angle	Power Factor	THD	Fixture Rating	DLC	UL
36777	13PLL/830/GL/DIR/R	40W	120-277V	13	1,900	3000K	82	146	140°	0.9	<20%	Enclosed	✓	UL Listed
36778	13PLL/835/GL/DIR/R	40W	120-277V	13	2,000	3500K	82	154	140°	0.9	<20%	Enclosed	✓	UL Listed
36779	13PLL/840/GL/DIR/R	40W	120-277V	13	2,000	4000K	82	154	140°	0.9	<20%	Enclosed	✓	UL Listed
98488	14.5PLL/835/GL/DIR	36W	120-277V	14.5	1,950	3500K	82	134	160°	0.9	<20%	Enclosed	N.A.	UL Listed
98489	14.5PLL/840/GL/DIR	36W	120-277V	14.5	2,000	4000K	82	138	160°	0.9	<20%	Enclosed	N.A.	UL Listed

*Please visit www.greencreative.com for Limited Warranty terms.

SUPPLIED ACCESSORY

Product	Model	Description	Picture	Dimension	Weight
98015	PLLCLIP	Support clip with adhesive back for quick installation			0.08oz



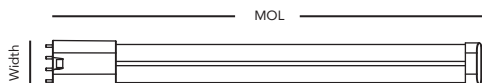
DIRECT PLL

BALLAST PERFORMANCE

Model	Bare Lamp Wattage	System Wattage	3000K Lumens	3500K Lumens	4000K Lumens
13PLL/xxx/GL/DIR/R	13	16	1,900	2,000	2,000
14.5PLL/xxx/GL/DIR	14.5	20	-	1,950	2,000

Testing Method: Above system wattage is tested based on reference ballast. wattage and lumen output will vary based on ballast and fixture type. Above data is indicative only. Please visit www.greencreative.com for compatibility list

DIMENSION & WEIGHT



Model	13PLL/xxx/GL/DIR/R	14.5PLL/xxx/GL/DIR
Base	2G11	2G11
MOL	22-1/2"	16-15/16"
Width	1-11/16"	1-11/16"
Weight	0.31lb	0.24lb

Where xxx means 824-965 which indicates CRI and color temperature.

MINIMUM COMPARTMENT DIMENSIONS

Model	Length	Width	Height
13PLL/8xx/GL/DIR/R	24-3/16"	23-13/16"	4-1/8"
14.5PLL/8xx/GL/DIR	24-3/16"	23-13/16"	4-1/8"

Where xxx means 824-965 which indicates CRI and color temperature.

EXTENDED WARRANTIES**

Model	Description***
13PLL/GL/DIR/10YEARWARRANTY	10 Year warranty for 13PLL/8xx/GL/DIR/yy
14.5PLL/GL/DIR/10YEARWARRANTY	10 Year warranty for 14.5PLL/8xx/GL/DIR/yy

** Warranty based on a maximum of 4,368 annual operating hours (per year for ten years) and exposure to a maximum ambient temperature of 80°F / 27°C.

*** xx - Refers to the CCT yy - Refers to model generations within the same nominal performance. Typically blank, 'R', or 'RC'.

CERTIFICATION INFORMATION

Product	Model	DLC ID#
36777	13PLL/830/GL/DIR/R	S-O2FI51
36778	13PLL/835/GL/DIR/R	S-FCK9LM
36779	13PLL/840/GL/DIR/R	S-3M5YXT

ORDERING INFORMATION

Model	Master Carton			Shipping Carton		
	Case Qty	Case Dimensions (LxWxH)	Case Weight	Case Qty	Case Dimensions (LxWxH)	Case Weight
13PLL/xxx/GL/DIR/R	6PCS	25" x 4-3/8" x 3- 9/16"	3.5lb	24PCS	25-13/16" x 9-7/16" x 7-7/8"	15.3lb
14.5PLL/xxx/GL/DIR	6PCS	19-3/16" x 4-3/8" x 3- 9/16"	3lb	24PCS	20" x 9-7/16" x 7-7/8"	12.7lb

Where xxx means 824-965 which indicates CRI and color temperature

Note: All rights reserved. All sizes and specifications are subject to change at any time without notice.