


Project Name:	Type:
Part Number:	Date:

# HYBM PL OMNI

## FEATURES

- Replaces 13W-26W CFL lamps
- DIrect or BYPass installation
- DIrect installation\* - Compatible with magnetic ballast only (G24d/GX24d)
- BYPass installation - Work off line voltage (G24d/GX24d/G24q/GX24q)
- Omni directional light distribution equivalent to fluorescent lamps
- May be installed horizontally and vertically
- Exceptional high efficacy up to 133 LPW
- Lamp CCT falls within 4 SDCM for consistent CCT
- Suitable for damp locations and totally enclosed fixtures\*\*
- UL Listed and UL Classified
- Lamp ambient temperature: -4°F to 113°F (-20°C to 45°C)
- Fixture operating temperature: -4°F to 95°F (-20°C to 35°C)
- Rated lifetime (L70): 50,000hrs
- 5 year limited warranty\*\*\* / 10 year available (see EXTENDED WARRANTIES table for information)



032524



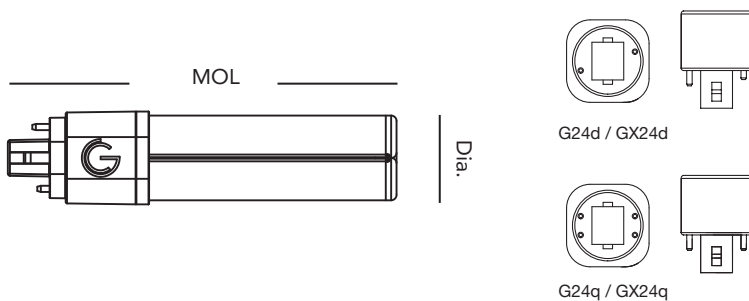
## SPECIFICATIONS

Product	Model	Lamp Base	Equiv.	Input Voltage	Wattage	Lumens	CCT	CRI	Efficacy (LPW)	Power Factor	THD	Beam Angle	Dim.*	Fixture Rating**
34997	7PLO/830/HYBM	G24d	13W-18W	120-277V	7	790	3000K	82	112	0.9	<20%	360°	No	Enclosed
34998	7PLO/835/HYBM	G24d	13W-18W	120-277V	7	820	3500K	82	117	0.9	<20%	360°	No	Enclosed
34999	7PLO/840/HYBM	G24d	13W-18W	120-277V	7	850	4000K	82	121	0.9	<20%	360°	No	Enclosed
35001	9PLO/830/HYBM	G24d	26W	120-277V	9	1,150	3000K	82	125	0.9	<20%	360°	No	Enclosed
35002	9PLO/835/HYBM	G24d	26W	120-277V	9	1,200	3500K	82	130	0.9	<20%	360°	No	Enclosed
35003	9PLO/840/HYBM	G24d	26W	120-277V	9	1,250	4000K	82	133	0.9	<20%	360°	No	Enclosed

\* Ballast Dependent. Please refer to [www.greencreative.com](http://www.greencreative.com) for full ballast compatibility list.

\*\* Suitable for use in totally enclosed fixtures. Please make sure the minimum dimensions of the lamp compartment in the fixture meet the guidelines in the installation guide.

## DIMENSION & WEIGHT



Model	7PLO/xxx/HYBM	9PLO/xxx/HYBM
Compatible base	G24d, GX24d, G24q & GX24q	
MOL	5-11/16"	6-7/8"
Dia.	1-3/8"	1-3/8"
Weight	0.18 lb	0.22 lb

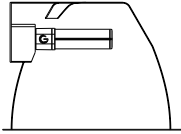
Where xxx means 824-965 which indicates CRI and color temperature

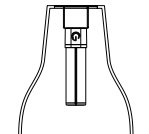


# HYBM PL OMNI

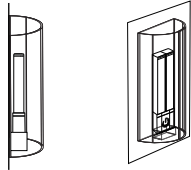
## MINIMUM COMPARTMENT DIMENSIONS

Note – the base of this lamp is 1-3/8" by 1-3/8" and the opening in the reflector should be a minimum of 1-3/8" by 1-3/8" to insure a proper fit. For non-enclosed rated applications the minimum compartment must be follow below guidelines.

Non-enclosed Fixture Horizontal Installation 	Model Number		7PLO/xxx/HYBM	9PLO/xxx/HYBM
	Lamp Compartment Dimensions	Diameter	6-1/8"	6-1/8"
		Height	4-3/4"	4-3/4"
	Maximum Lamps in Luminaire		2	2
Lampholder-to-Lampholder Spacing		3/8"	3/8"	

Non-enclosed Fixture Vertical Installation 	Model Number		7PLO/xxx/HYBM	9PLO/xxx/HYBM
	Lamp Compartment Dimensions	Diameter	4-1/2"	6-5/16"
		Height	8-1/16"	9-1/16"
Maximum Lamps in Luminaire		1	1	

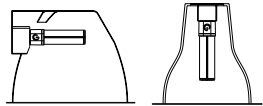

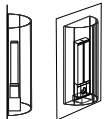
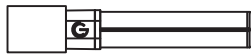
For enclosed rated applications the minimum compartment must be follow below guidelines.

Wall Mounted Enclosed Fixture Installation 	Model Number		7PLO/xxx/HYBM	9PLO/xxx/HYBM
	Lamp Compartment Dimensions	Length	11-13/16"	11-13/16"
		Width	6-5/16"	6-5/16"
		Height	2-3/4"	2-3/4"
Maximum Lamps in Luminaire		2	2	
Lampholder-to-Lampholder Spacing		1-7/8"	1-7/8"	

Where xxx means 824-965 which indicates CRI and color temperature.

Product warranty is defined based on the condition of above minimum compartment size, maximum lamps in glass/metal luminaire.

## TEMPERATURE

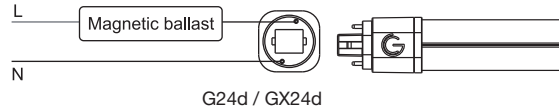
Fixture operating temperature		Lamp ambient temperature	
 Non-enclosed Fixture	-4°F to 95°F (-20°C to 35°C)	 7PLO/xxx/HYBM	-4°F to 113°F (-20°C to 45°C)
 Wall Mounted Enclosed Fixture		 9PLO/xxx/HYBM	

Where xxx means 824-965 which indicates CRI and color temperature.

# HYBM PL OMNI

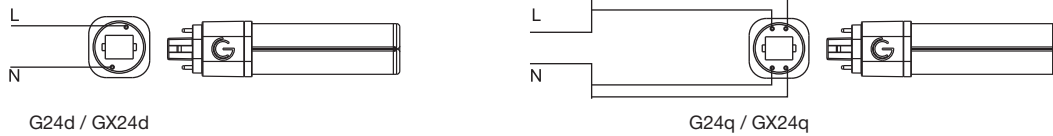
## DIRECT INSTALLATION – MAGNETIC BALLAST

When used with a magnetic ballast, the PLO lamp can function as a plug & play lamp and operate with the existing ballast.


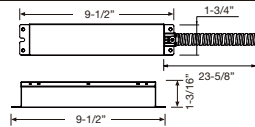

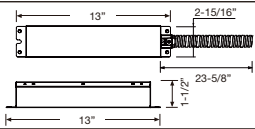

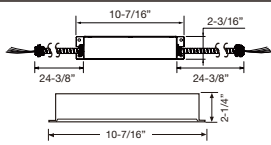


## BYPASS INSTALLATION – NO BALLAST

If the ballast is not compatible, it can be bypassed and the lamp can run directly off line voltage.



## ACCESSORY ORDERING INFORMATION

Product	Model	Description	Pictures	Dimensions	Compatible Skus
37934	8EMINVERTER	California Title 20 Compliant 8W Emergency LED Inverter (Field Installation)			7PLO/8xx/HYBM
37935	21EMINVERTER	California Title 20 Compliant 21W Emergency LED Inverter (Field Installation)			9PLO/8xx/HYBM
98003	23EMDRIVER	California Title 20 Compliant 23W Emergency LED Driver (Field Installation)			7PLO/8xx/HYBM 9PLO/8xx/HYBM

## ORDERING INFORMATION

Model	Master Carton			Shipping Carton		
	Case Qty	Case Dimensions (LxWxH)	Case Weight	Case Qty	Case Dimensions (LxWxH)	Case Weight
7PLO/xxx/HYBM	6PCS	6-1/8" x 4-3/4" x 3-3/8"	1.43 lb	24PCS	13-3/16" x 10-7/16" x 4-3/4"	6.17 lb
9PLO/xxx/HYBM	6PCS	7-1/4" x 4-3/4" x 3-3/8"	1.65 lb	24PCS	15-1/8" x 10-7/16" x 4-3/4"	7.28 lb

## EXTENDED WARRANTIES\*\*\*\*

Model	Description****
7PLO/HYBM/10YEARWARRANTY	10 Year warranty for 7PLO/8xx/HYBM/yy
9PLO/HYBM/10YEARWARRANTY	10 Year warranty for 9PLO/8xx/HYBM/yy

\*\*\*\* Warranty based on a maximum of 4,368 annual operating hours (per year for ten years) and exposure to a maximum ambient temperature of 80°F / 27°C.

\*\*\*\*\* xx – Refers to the CCT yy – Refers to model generations within the same nominal performance. Typically blank, 'R', or 'RC'.

Note: All rights reserved. All sizes and specifications are subject to change at any time without notice.