

Project Name:	Type:
Part Number:	Date:



GREENCREATIVE

T5 BYP (UL Type B - Single Ended Bypass)

FEATURES

- Replace 2', 3', and 4' T5 fluorescent lamps
- Integral LED driver - Directly operate on 120-277V line voltage
- BYP - Single ended installation in bypass mode working with only non-shunted lamp holders
- Frosted glass tube optimizes light distribution
- Exceptional efficacy up to 138 LPW
- Options of 3000K, 3500K, 4000K, and 5000K
- L70 rated lifetime up to 60,000 hours
- 5 year limited warranty¹ / Optional 10 year available (see EXTENDED WARRANTIES table for information)
- Suitable for use in totally enclosed fixtures and damp locations
- Fixture operating temperature: -4°F to 95°F (-20°C to 35°C)
- Lamp ambient temperature: -4°F to 113°F (-20°C to 45°C)
- NSF (National Sanitation Foundation) certified for Food Zone (Non-Contact), Splash, and Non-Food Zones



DIGITAL NAVIGATION

Explore the spec sheet through the links below

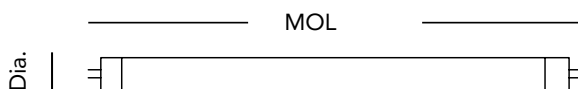
- [INSTALLATION](#)
- [ACCESSORY ORDERING INFORMATION](#)
- [LOGISTIC INFORMATION](#)
- [EXTENDED WARRANTIES](#)
- [CERTIFICATION INFORMATION](#)

SPECIFICATIONS

Product	Model	Nominal Length	Equiv.	Input Voltage	Life (hrs)	Wattage (W)	Lumens	CCT	Efficacy (LPW)	CRI	Power Factor	THD	Beam Angle	DLC	NSF	DOE
36946	9.5T5HE/2F/835/BYP/R	2'	14W	120-277V	60,000	9.5	1,150	3500K	121	82	0.9	<20%	160°	N.A.	✓	✓
36947	9.5T5HE/2F/840/BYP/R	2'	14W	120-277V	60,000	9.5	1,200	4000K	126	82	0.9	<20%	160°	N.A.	✓	✓
36949	11.5T5HO/2F/840/BYP/R	2'	24W	120-277V	60,000	11.5	1,500	4000K	130	82	0.9	<20%	160°	N.A.	✓	✓
37110	11.5T5HO/2F/830/BYP/R	2'	24W	120-277V	60,000	11.5	1,350	3000K	117	82	0.9	<20%	160°	N.A.	✓	✓
37112	12T5HE/3F/830/BYP/R	3'	21W	120-277V	60,000	12	1,350	3000K	113	82	0.9	<20%	160°	N.A.	✓	✓
36950	12T5HE/3F/835/BYP/R	3'	21W	120-277V	60,000	12	1,450	3500K	121	82	0.9	<20%	160°	N.A.	✓	✓
36951	12T5HE/3F/840/BYP/R	3'	21W	120-277V	60,000	12	1,500	4000K	125	82	0.9	<20%	160°	N.A.	✓	✓
36952	14.5T5HO/3F/835/BYP/R	3'	39W	120-277V	60,000	14.5	1,850	3500K	128	82	0.9	<20%	160°	N.A.	✓	✓
36953	14.5T5HO/3F/840/BYP/R	3'	39W	120-277V	60,000	14.5	1,900	4000K	131	82	0.9	<20%	160°	N.A.	✓	✓
36954	14.5T5HE/4F/830/BYP/R	4'	28W	120-277V	60,000	14.5	1,800	3000K	124	82	0.9	<20%	160°	✓	✓	✓
36955	14.5T5HE/4F/835/BYP/R	4'	28W	120-277V	60,000	14.5	1,800	3500K	124	82	0.9	<20%	160°	✓	✓	✓
36956	14.5T5HE/4F/840/BYP/R	4'	28W	120-277V	60,000	14.5	2,000	4000K	138	82	0.9	<20%	160°	✓	✓	✓

FOOTNOTES:
¹ Please visit www.greencreative.com for Limited Warranty terms.

DIMENSION & WEIGHT



Model	Base	MOL	Dia.	Weight
9.5T5HE/2F/xxx/BYP/R	G5	22"	7/8"	0.19lb
11.5T5HO/2F/xxx/BYP/R	G5	22"	7/8"	0.19lb
12T5HE/3F/xxx/BYP/R	G5	34"	7/8"	0.28lb
14.5T5HO/3F/xxx/BYP/R	G5	34"	7/8"	0.28lb
14.5T5HE/4F/xxx/BYP/R	G5	45-3/4"	7/8"	0.41lb

Where xxx means 824-965 which indicates CRI and color temperature

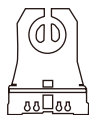


T5 BYP (UL Type B - Single Ended Bypass)

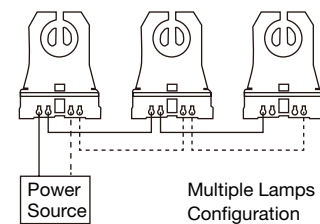
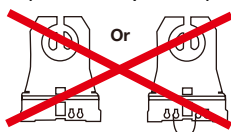
INSTALLATION

Suitable for use with Non-Shunted lamp holders only.

Programmed Start or Rapid Start
(Non-Shunted Lamp Holders)

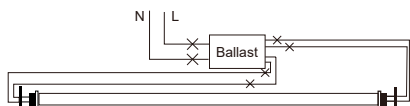


Instant Start
(Shunted Lamp Holders)

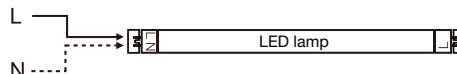


Step 1. Cut all wires connected to the existing ballast, and remove the ballast.

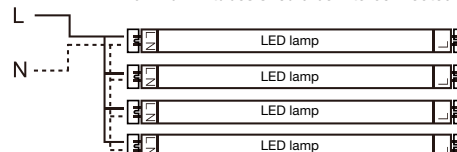
Step 2. Connect power to one end (the end with L and N markings) according to the diagram. Wiring should be made using Non-Shunted lamp holders only.



Single Lamp



Multiple Lamps
Maximum 4 tubes should be interconnected.



ACCESSORY ORDERING INFORMATION

Product	Model	Description	Pictures	Dimensions	Compatible Skus
34958	5EMDRIVER ²	5W Emergency LED Driver			9.5T5HE/2F/8xx/BYP/R 11.5T5HO/2F/8xx/BYP/R 12T5HE/3F/8xx/BYP/R 14.5T5HO/3F/8xx/BYP/R 14.5T5HE/4F/8xx/BYP/R
34959	10EMDRIVER	California Title 20 Compliant 10W Emergency LED Driver			11.5T5HO/2F/8xx/BYP/R 12T5HE/3F/8xx/BYP/R 14.5T5HO/3F/8xx/BYP/R 14.5T5HE/4F/8xx/BYP/R
38096	24EMINVERTER	California Title 20 Compliant 24W Emergency LED Inverter (Field Installation)			9.5T5HE/2F/8xx/BYP/R 12T5HE/3F/8xx/BYP/R 14.5T5HE/4F/8xx/BYP/R 11.5T5HO/2F/8xx/BYP/R 14.5T5HO/3F/8xx/BYP/R

FOOTNOTES:
2 Does not meet Title 20 appliance requirements, not for use in California

LOGISTIC INFORMATION

Model	Master Carton			Shipping Carton		
	Case Qty	Case Dimensions (LxWxH)	Case Weight	Case Qty	Case Dimensions (LxWxH)	Case Weight
9.5T5HE/2F/xxx/BYP/R	6PCS	23" x 2-3/4" x 1-15/16"	1.3lb	24PCS	25-3/16" x 6-5/16" x 4-3/4"	6lb
11.5T5HO/2F/xxx/BYP/R	6PCS	22-15/16" x 2-13/16" x 1-15/16"	1.4lb	24PCS	25-1/16" x 6-9/16" x 4-7/8"	6.2lb
12T5HE/3F/xxx/BYP/R	6PCS	34-13/16" x 2-3/4" x 1-15/16"	2lb	24PCS	37-3/16" x 6-5/16" x 4-3/4"	9lb
14.5T5HO/3F/xxx/BYP/R	6PCS	34-13/16" x 2-3/4" x 1-15/16"	2lb	24PCS	37-3/16" x 6-5/16" x 4-3/4"	9lb
14.5T5HE/4F/xxx/BYP/R	6PCS	46-5/8" x 2-3/4" x 1-15/16"	3.2lb	24PCS	48-13/16" x 6-5/16" x 4-3/4"	13.8lb

Where xxx means 824-965 which indicates CRI and color temperature

Note: All rights reserved. All sizes and specifications are subject to change at any time without notice.



T5 BYP (UL Type B - Single Ended Bypass)

EXTENDED WARRANTIES***

Model	Description****
9.5T5HE/2F/BYP/10YEARWARRANTY	10 Year warranty for 9.5T5HE/2F/8xx/BYP/yy
11.5T5HO/2F/BYP/10YEARWARRANTY	10 Year warranty for 11.5T5HO/2F/8xx/BYP/yy
12T5HE/3F/10YEARWARRANTY	10 Year warranty for 12T5HE/3F/8xx/BYP/yy
14.5T5HE/4F/10YEARWARRANTY	10 Year warranty for 14.5T5HE/4F/8xx/BYP/yy
14.5T5HO/3F/10YEARWARRANTY	10 Year warranty for 14.5T5HO/3F/8xx/BYP/yy

FOOTNOTES:
 *** Warranty based on a maximum of 4,368 annual operating hours (per year for ten years) and exposure to a maximum fixture operating temperature of 80°F / 27°C.
 **** xx – Refers to the CCT yy – Refers to model generations within the same nominal performance. Typically blank, 'R', or 'RC'

CERTIFICATION INFORMATION

Product	Model	DLC ID#
36954	14.5T5HE/4F/830/BYP/R	S-X094HR
36955	14.5T5HE/4F/835/BYP/R	S-2EXO8F
36956	14.5T5HE/4F/840/BYP/R	S-OC3HSK