

Project Name:	Type:
Part Number:	Date:



GREENCREATIVE

T8 HYB (UL Type A + B - Direct or Single and Double Ended Bypass)

FEATURES

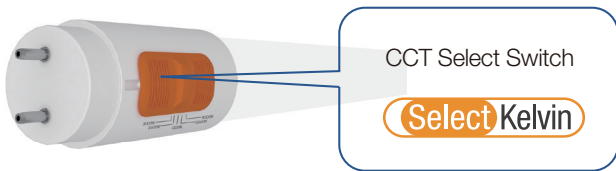
- Replace 4' T8 fluorescent lamps
- Hybrid Installation - Directly work with existing instant start or program start electronic ballast, or operates on 120-277V line voltage
- UEB - Universal ended installation in bypass mode. Suitable for both single ended installation working with only non-shunted lamp holders, or double ended installation working with both shunted or non-shunted lamp holders
- Exceptional efficacy up to 150 LPW
- 0-10V dimmable* (ballast dependant)
- PET coated glass tube improving resistance to breakage
- SelectKelvin technology - field selectable color temperature in 3000K, 3500K, 4000K, 5000K, and 6500K
- L70 rated lifetime up to 60,000 hours
- 5 year limited warranty* / Optional 10 year available (see EXTENDED WARRANTIES table for information)"
- Suitable for use in totally enclosed fixtures and damp locations
- Fixture operating temperature: -4°F to 95°F (-20°C to 35°C)
- Lamp ambient temperature: -4°F to 113°F (-20°C to 45°C)



032124



FOCUS FEATURE




SPECIFICATIONS

Product	Model	Nominal Length	Equiv.	Input Voltage	Wattage	Lumens	CCT	Efficacy (LPW)	Life (hrs)	CRI	Power Factor	THD	Beam Angle	Dim.*	Fixture Rating	PET Coated	DLC/NSF
38095	15T8/4F/8CCTS/HYB/C	4'	32W	120-277V	15	2,100	3000K	140	60,000	82	0.9	<20%	220°	Yes	Enclosed	Yes	✓/✓
						2,150	3500K	143									
						2,200	4000K	147									
						2,200	5000K	147									
						2,200	6500K	147									

* Please visit www.greencreative.com for Limited Warranty terms
 Note: Factory setting at 6500K CCT.

DIMENSION & WEIGHT



Model	Base	MOL	Dia.	Weight
15T8/4F/8CCTS/HYB/C	G13	47-3/4"	1"	0.49 lb



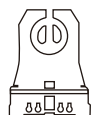
T8 HYB (UL Type A + B - Direct or Single and Double Ended Bypass)

INSTALLATION

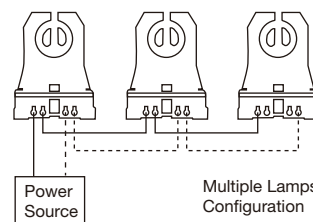
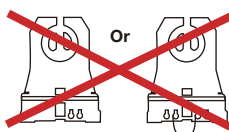
SINGLE ENDED BYPASS INSTALLATION

Suitable for use with Non-Shunted lamp holders only.

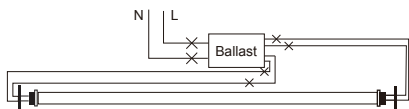
Programmed Start or Rapid Start
(Non-Shunted Lamp Holders)



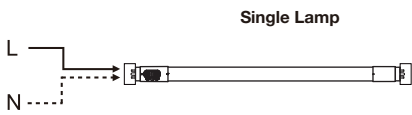
Instant Start
(Shunted Lamp Holders)



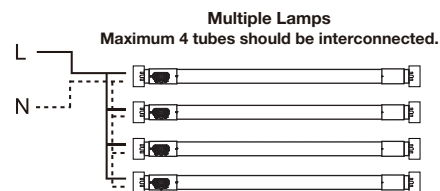
Step 1. Cut all wires connected to the existing ballast, and remove the ballast.



Step 2. Connect power to one end according to the diagram. Wiring should be made using Non-Shunted lamp holders only.



Not polarity sensitive, lamps can be wired at either end



Not polarity sensitive, lamps can be wired at either end

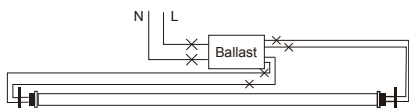
DOUBLE ENDED BYPASS INSTALLATION

Suitable for use with both Non-Shunted or Shunted lamp holders.

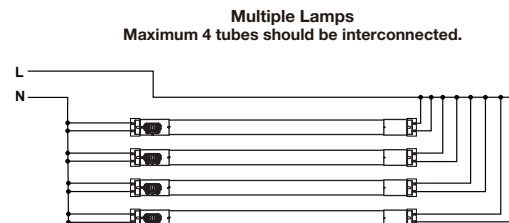
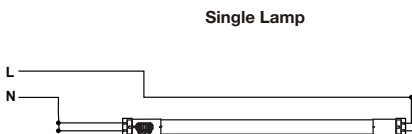
Programmed Start or Rapid Start
(Non-Shunted Lamp Holders)



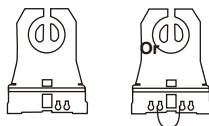
Step 1. Cut all wires connected to the existing ballast, and remove the ballast.



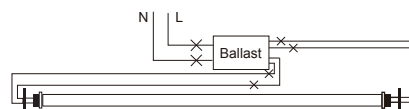
Step 2. For Non-Shunted lamp holders, connect power to both ends according to the diagram.



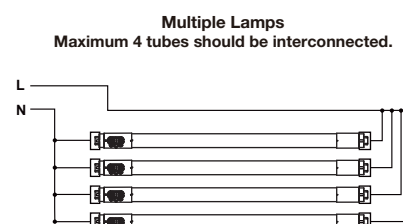
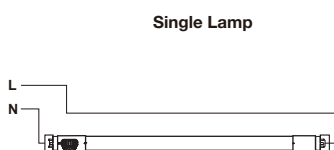
Instant Start
(Shunted Lamp Holders)




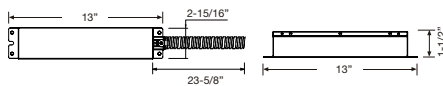
Step 1. Cut all wires connected to the existing ballast, and remove the ballast.



Step 2. For Shunted lamp holders, connect power to both ends according to the diagram.



**T8 HYB (UL Type A + B - Direct or Single and Double Ended Bypass)**

ACCESSORY ORDERING INFORMATION				
Product	Model	Description	Pictures	Dimensions
37935	21EMINVERTER	California Title 20 Compliant 21W Emergency LED Inverter (Field Installation)		

CERTIFICATION INFORMATION		
Product	Model	DLC ID#
38095	15T8/4F/8CCTS/HYB/C	S-HG0QK0

ORDERING INFORMATION						
Model	Master Carton			Shipping Carton		
	Case Qty	Case Dimensions (LxWxH)	Case Weight	Case Qty	Case Dimensions (LxWxH)	Case Weight
15T8/4F/8CCTS/HYB/C	N.A	N.A	N.A	25PCS	50-3/8" x 8-1/16" x 8-1/4"	15.9 lb

Note: All rights reserved. All sizes and specifications are subject to change at any time without notice.