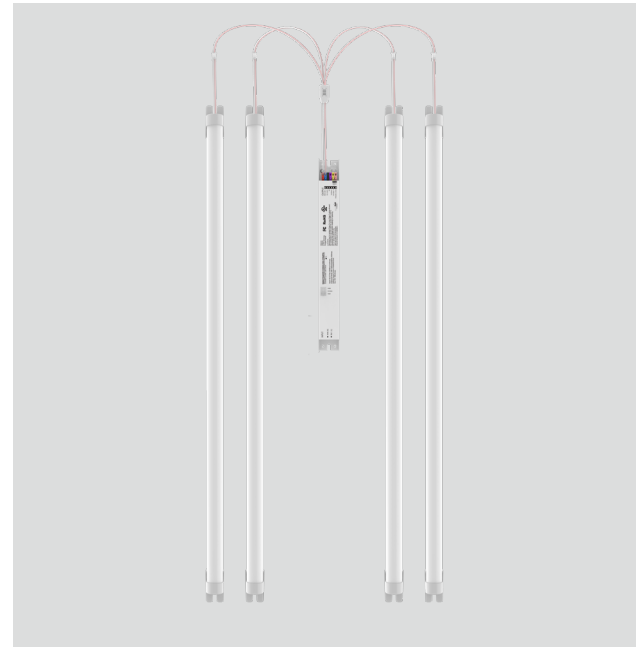


| | |
|---------------|-------|
| Project Name: | Type: |
| Part Number: | Date: |

UNIVERSAL LIGHT BAR KIT

SPECIFICATION FEATURES

- Universal Light Bar Kit designed for cost effective and energy efficient LED linear retrofit applications
- Plastic Housing with Polycarbonate Frosted Lens for durability and lightweight construction
- Light Bars feature quick connectors for efficient installation and labor savings
- Fits seamlessly between pre-existing sockets eliminating need to remove pre-existing sockets
- Magnets fixed on back of light bars and drivers for alignment with self-tapping tek screws included to secure light bars and drivers to surface
- Available in 1 to 4 light bar kit options with 2', 3' and 4' lengths a lumen outputs 1800lm, 2700lm, 3600lm.
- Field Lumen Selectable driver options.
- Fixed 4000K Cool White color temperature.
- Exceptional efficacy up to 163 LPW
- 0-10V dimmable* (dims to 10%)
- Options of additional control systems
- Light bar ambient temperature: -4°F to 122°F (-20°C to 50°C)
- Calculated lifetime (L70) up to: 100,000hrs
- 5 year limited warranty**/ Optional 10 year available (see EXTENDED WARRANTIES table for information)
- Suitable for use in totally enclosed fixtures and damp locations



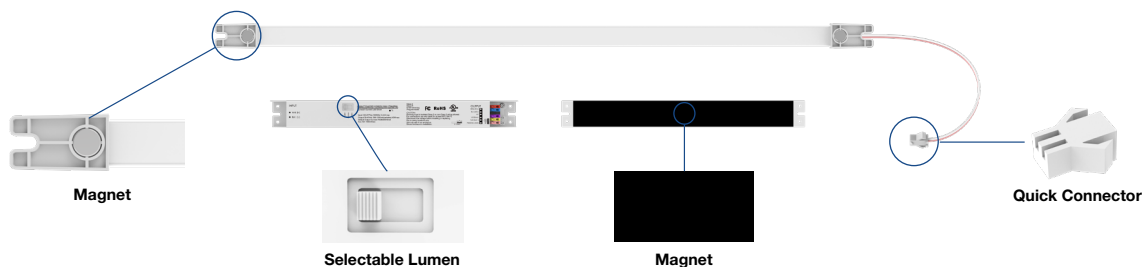
DIGITAL NAVIGATION

Explore the spec sheet through the links below

- | | |
|--|--------------------------------------|
| TECHNICAL INFORMATION | LINE DRAWINGS |
| ACCESSORY ORDERING INFORMATION | INSTALLATION |
| SALES KITS REFERENCES | LOGISTIC INFORMATION |
| EXTENDED WARRANTIES | |



FOCUS FEATURE



ORDERING GUIDE

| PART # | | Example: 20LB/2F/840/U/A1 | | | | |
|--|---------------------|--------------------------------|-------------------------|------------------------------|--------------------------------|--------------------------------|
| Series | CCT | Driver | Light Bar Qty | Warranty | Sensors | TAA |
| 20LB/2F 1,800lm Light Bar, 2FT | 840 4000K | U 120-277V Universal | A1 One bar | BLANK 5YR Warranty | BLANK No Sensor | BLANK TAA Compliance |
| 30LB/3F 2,700lm Light Bar, 3FT | | | A2 Two bars | 10YR 10YR Warranty | MWS Microwave Sensor | |
| 40LB/4F 3,600lm Light Bar, 4FT | | | A3 Three bars | | | |
| | | | A4 Four bars | | | |

FOOTNOTES: *Refer to [SALES KITS REFERENCES](#) for more details.
 Note: All rights reserved. All sizes and specifications are subject to change at any time without notice.



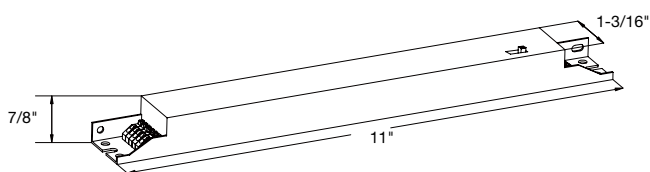
UNIVERSAL LIGHT BAR KIT

TECHNICAL INFORMATION

| Part # | GC Kit Model No. | Nominal Bar Length | Bar Quantity | Driver Setting | Driver Setting - High | | | Driver Setting - Medium | | | Driver Setting - Low | | |
|--------|------------------|--------------------|--------------|----------------|-----------------------|-------------------|----------------------|-------------------------|-------------------|----------------------|----------------------|-------------------|----------------------|
| | | | | | Power (W) | Lumen Output (LM) | Light Efficacy (LPW) | Power (W) | Lumen Output (LM) | Light Efficacy (LPW) | Power (W) | Lumen Output (LM) | Light Efficacy (LPW) |
| 38702 | 20LB/2F/840/U/A1 | 2FT | 1 | 11W | 11 | 1,800 | 164 | N/A | N/A | N/A | N/A | N/A | N/A |
| 38703 | 20LB/2F/840/U/A2 | 2FT | 2 | 22/18/14W | 22 | 3,600 | 164 | 18 | 2,900 | 161 | 14 | 2,300 | 164 |
| 38704 | 20LB/2F/840/U/A3 | 2FT | 3 | 33/25/18W | 33 | 5,400 | 164 | 25 | 4,100 | 164 | 18 | 2,900 | 161 |
| 38705 | 20LB/2F/840/U/A4 | 2FT | 4 | 40/36/32W | 40 | 6,500 | 163 | 36 | 5,900 | 164 | 32 | 5,200 | 163 |
| 38706 | 30LB/3F/840/U/A1 | 3FT | 1 | 16.5/14/11W | 16.5 | 2,700 | 164 | 14 | 2,300 | 164 | 11 | 1,800 | 164 |
| 38707 | 30LB/3F/840/U/A2 | 3FT | 2 | 33/25/18W | 33 | 5,400 | 164 | 25 | 4,100 | 164 | 18 | 2,900 | 161 |
| 38708 | 30LB/3F/840/U/A3 | 3FT | 3 | 40/36/32W | 40 | 6,500 | 163 | 36 | 5,900 | 164 | 32 | 5,200 | 163 |
| 38709 | 30LB/3F/840/U/A4 | 3FT | 4 | 40/36/32W | 40 | 6,500 | 163 | 36 | 5,900 | 164 | 32 | 5,200 | 163 |
| 38710 | 40LB/4F/840/U/A1 | 4FT | 1 | 22/18/14W | 22 | 3,600 | 164 | 18 | 2,900 | 161 | 14 | 2,300 | 164 |
| 38711 | 40LB/4F/840/U/A2 | 4FT | 2 | 40/36/32W | 40 | 6,500 | 163 | 36 | 5,900 | 164 | 32 | 5,200 | 163 |
| 38712 | 40LB/4F/840/U/A3 | 4FT | 3 | 40/36/32W | 40 | 6,500 | 163 | 36 | 5,900 | 164 | 32 | 5,200 | 163 |
| 38713 | 40LB/4F/840/U/A4 | 4FT | 4 | 40/36/32W | 40 | 6,500 | 163 | 36 | 5,900 | 164 | 32 | 5,200 | 163 |

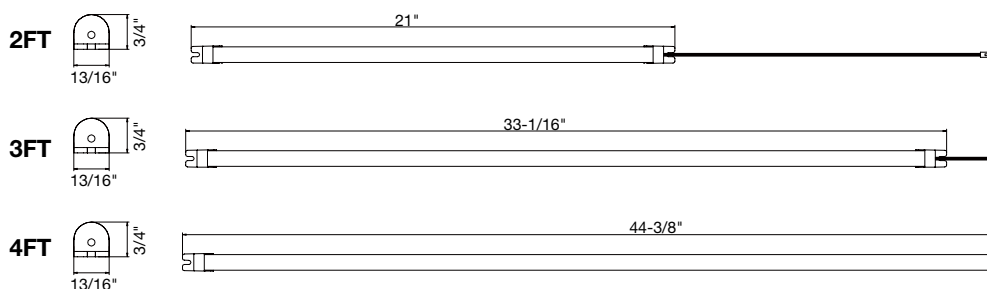
LINE DRAWINGS

Driver Dimension



| Weight | |
|--------|---------|
| Driver | 0.55lbs |

Bar Dimension



| Weight | |
|-------------|---------|
| 20LB/2F/840 | 0.11lbs |
| 30LB/3F/840 | 0.18lbs |
| 40LB/4F/840 | 0.24lbs |



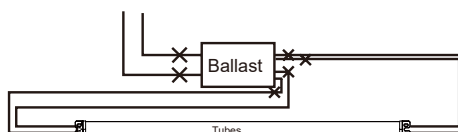
UNIVERSAL LIGHT BAR KIT

ACCESSORY ORDERING INFORMATION

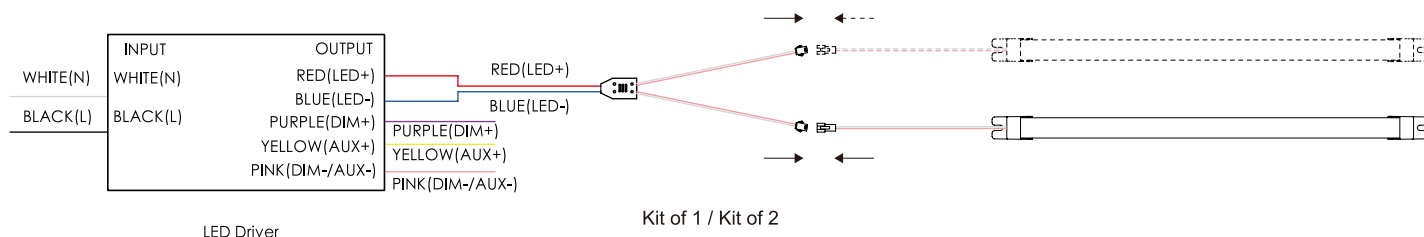
| Product | Model | Description | Pictures | Dimensions |
|---------|--------------|---|----------|------------|
| 37934 | 8EMINVERTER | California Title 20 Compliant 8W Emergency LED Inverter (Field Installation) | | |
| 38096 | 24EMINVERTER | California Title 20 Compliant 24W Emergency LED Inverter (Field Installation) | | |
| 37936 | TAPETESTACC | Adhesive Field Fixture Mount Test Switch and Indicator Light | | |
| 37937 | CEILTESTACC | Remote Round Ceiling Mount Test Switch and Indicator Light | | |
| 37938 | WALLPLATE | Single Gang Jbox Face Plate | | |

INSTALLATION

Light Bar Installation

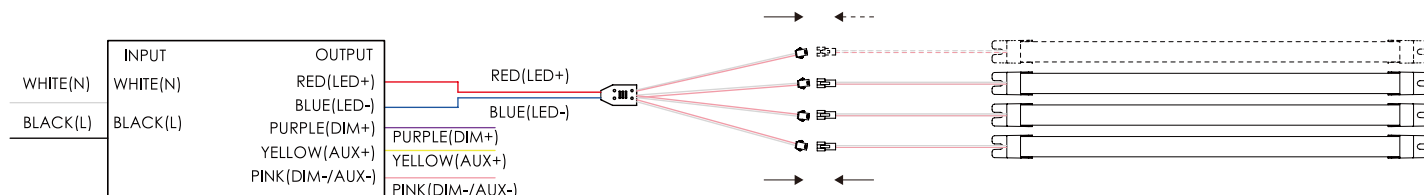


Cut all wires connecting ballast.



LED Driver

Kit of 1 / Kit of 2



LED Driver

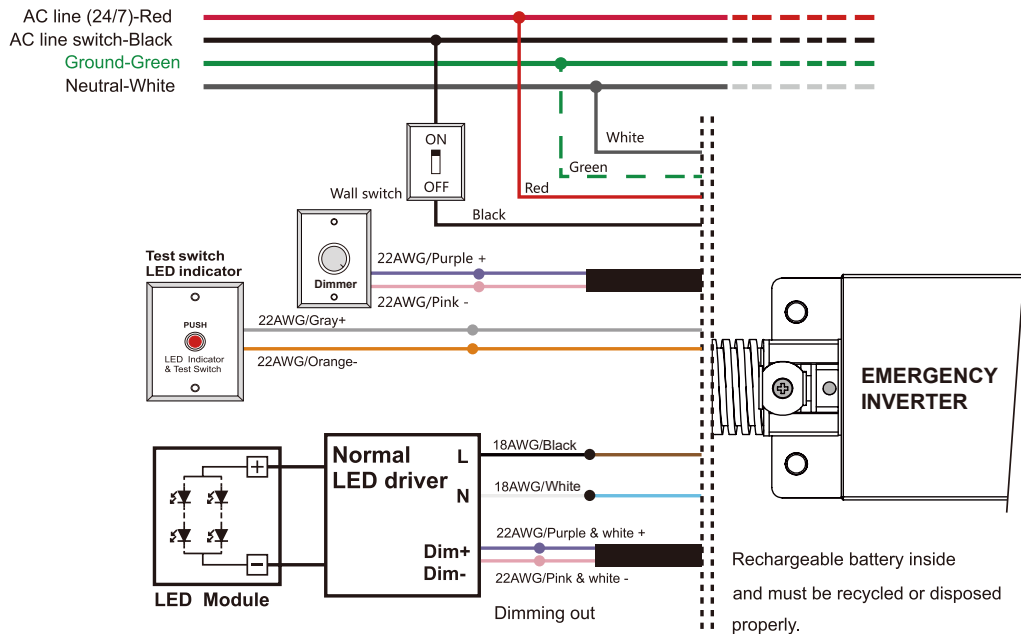
Kit of 3 / Kit of 4



UNIVERSAL LIGHT BAR KIT

INSTALLATION

Emergency Inverter Installation



| Type | Model | Lumen output level at EM mode - Kit of 1 | | Lumen output level at EM mode - Kit of 2/3/4 | |
|-----------|-------------|--|--------------|--|--------------|
| | | 8EMINVERTER | 24EMINVERTER | 8EMINVERTER | 24EMINVERTER |
| Light Bar | 20LB/2F/840 | 1,300lm | 1,800lm | 1,300lm | 3,900lm |
| | 30LB/3F/840 | 1,300lm | 2,700lm | 1,300lm | 3,900lm |
| | 40LB/4F/840 | 1,300lm | 3,600lm | 1,300lm | 3,900lm |

SALES KITS REFERENCES

| Part # | GC Model No. | GC Light Bar Model | Light Bar Quantity |
|--------|------------------|--------------------|--------------------|
| 38702 | 20LB/2F/840/U/A1 | 20LB/2F/840 | 1 |
| 38703 | 20LB/2F/840/U/A2 | 20LB/2F/840 | 2 |
| 38704 | 20LB/2F/840/U/A3 | 20LB/2F/840 | 3 |
| 38705 | 20LB/2F/840/U/A4 | 20LB/2F/840 | 4 |
| 38706 | 30LB/3F/840/U/A1 | 30LB/3F/840 | 1 |
| 38707 | 30LB/3F/840/U/A2 | 30LB/3F/840 | 2 |
| 38708 | 30LB/3F/840/U/A3 | 30LB/3F/840 | 3 |
| 38709 | 30LB/3F/840/U/A4 | 30LB/3F/840 | 4 |
| 38710 | 40LB/4F/840/U/A1 | 40LB/4F/840 | 1 |
| 38711 | 40LB/4F/840/U/A2 | 40LB/4F/840 | 2 |
| 38712 | 40LB/4F/840/U/A3 | 40LB/4F/840 | 3 |
| 38713 | 40LB/4F/840/U/A4 | 40LB/4F/840 | 4 |



UNIVERSAL LIGHT BAR KIT

LOGISTIC INFORMATION

| Model | Master Carton | | | Pallet | | |
|------------------|---------------|--------------------------------|---------------|-----------------|------------------------------|---------------|
| | Carton Qty | Carton Dimensions (LxWxH) | Carton Weight | Carton / Pallet | Dimensions (LxWxH) | Pallet Weight |
| 20LB/2F/840/U/A1 | 24 | 22-3/16" x 12" x 12-7/16" | 22.6 lbs | 42 | 47-3/16" x 39-3/8" x 95-1/2" | 989 lbs |
| 20LB/2F/840/U/A2 | 24 | 22-3/16" x 12" x 12-7/16" | 26.6 lbs | 42 | 47-3/16" x 39-3/8" x 95-1/2" | 1,158 lbs |
| 20LB/2F/840/U/A3 | 24 | 22-3/16" x 18-5/16" x 12-7/16" | 34.5 lbs | 28 | 47-3/16" x 39-3/8" x 95-1/2" | 1,007 lbs |
| 20LB/2F/840/U/A4 | 24 | 22-3/16" x 18-5/16" x 12-7/16" | 36.7 lbs | 28 | 47-3/16" x 39-3/8" x 95-1/2" | 1,068 lbs |
| 30LB/3F/840/U/A1 | 24 | 34-5/16" x 12" x 12-7/16" | 27.1 lbs | 28 | 47-3/16" x 39-3/8" x 95-1/2" | 800 lbs |
| 30LB/3F/840/U/A2 | 24 | 34-5/16" x 12" x 12-7/16" | 32.8 lbs | 28 | 47-3/16" x 39-3/8" x 95-1/2" | 957 lbs |
| 30LB/3F/840/U/A3 | 24 | 34-5/16" x 18-5/16" x 12-7/16" | 43.5 lbs | 14 | 47-3/16" x 39-3/8" x 95-1/2" | 649 lbs |
| 30LB/3F/840/U/A4 | 24 | 34-5/16" x 18-5/16" x 12-7/16" | 45.8 lbs | 14 | 47-3/16" x 39-3/8" x 95-1/2" | 681 lbs |
| 40LB/4F/840/U/A1 | 12 | 45-11/16" x 8-5/16" x 9-7/16" | 22.5 lbs | 36 | 47-3/16" x 39-3/8" x 94-1/2" | 850 lbs |
| 40LB/4F/840/U/A2 | 12 | 45-11/16" x 8-5/16" x 9-7/16" | 26.4 lbs | 36 | 47-3/16" x 39-3/8" x 94-1/2" | 990 lbs |
| 40LB/4F/840/U/A3 | 12 | 45-11/16" x 12-7/16" x 9-7/16" | 26.6 lbs | 27 | 47-3/16" x 39-3/8" x 94-1/2" | 758 lbs |
| 40LB/4F/840/U/A4 | 12 | 45-11/16" x 12-7/16" x 9-7/16" | 31.2 lbs | 27 | 47-3/16" x 39-3/8" x 94-1/2" | 881 lbs |

EXTENDED WARRANTIES**

| Product*** | Description |
|-----------------------|---|
| 20LB/2F/840/U/Ax/10YR | 10 Year warranty for 20LB/2F/840/U/A1,2,3,4 |
| 30LB/3F/840/U/Ax/10YR | 10 Year warranty for 30LB/3F/840/U/A1,2,3,4 |
| 40LB/4F/840/U/Ax/10YR | 10 Year warranty for 40LB/4F/840/U/A1,2,3,4 |

FOOTNOTES:

** Warranty based on a maximum of 4,368 annual operating hours (per year for ten years) and exposure to a maximum fixture operating temperature of 80°F / 27°C

*** x – Refers to the bar quantity